



HEBER VALLEY SPECIAL SERVICE DISTRICT

1000 East Main Street
Midway, UT 84049-0427
Phone: (435) 654-2248

BOARD MEETING 4:00 PM January 9, 2025 AGENDA ITEMS

CONDUCTING: Board Chair, Celeste Johnson

PUBLIC COMMENT: This is the public's opportunity to comment on items not on the agenda.

ENTITY UPDATES:

COMMITTEE UPDATES:

AGENDA ITEMS:

1. Consent Agenda
 - a. Balance Sheet December 2024
 - b. Bank Reconciliation December 2024
 - c. P&L December 2024
 - d. PTIF General Fund December 2024
 - e. PTIF Impact Fee Fund December 2024
 - f. Warrant list approval
 - g. December 2024 Board Meeting Minutes
2. Nominations and Motion to approve Board Member Appointments – (Celeste Johnson-30 mins)
3. Adoption of Board Meeting Schedule for 2025- Motion to Approve- (Celeste Johnson- 15 mins)
4. Valve Replacement Project- Motion to Approve- (Jim Goodley-15 mins)
5. Resolution to County Council to Update HVSSD Service Area-Motion to Approve (Heidi Franco -30 mins)
6. Managers' Report (Jim Goodley- 30 mins)
7. Closed Session (Optional) – Discuss Potential Litigation or Personnel Matters

ELECTRONIC PARTICIPATION: If you are interested in participating via electronic media, please go to our HVSSD website for the link at hvssd.org. Published on the State Public Notice Website, www.hvssd.org and at the Heber Valley Special Service District Administration Building

1a.

7:42 PM

01/05/25

Accrual Basis

Heber Valley Service District
Balance Sheet
As of December 31, 2024

	<u>Dec 31, 24</u>
ASSETS	
Current Assets	
Checking/Savings	
1123000 CASHZIONS BANK	-7,006.62
1125000 PTIFGENERAL ACCOUNT	2,359,328.65
1125010 PTIFIMPACT FEES	11,980,234.10
Total Checking/Savings	14,332,556.13
Accounts Receivable	
1303000 MIDWAY CONTRACT REC	2,981.43
Total Accounts Receivable	2,981.43
Other Current Assets	
1301000 HEBER CITY(1)	600,645.00
1302000 MIDWAY SAN DISTRICT(1)	96,159.27
1303100 HAY SALES RECEIVABLE	94,428.67
PREPAID INSURANCE	12,562.34
Total Other Current Assets	803,795.28
Total Current Assets	15,139,332.84
Fixed Assets	
1711910 PLANT/FARM EQUIPMENT	3,123,548.82
1720100 PLANT EXPANSION	11,653,083.62
CONSTRUCTION IN PROGRESS	222,052.59
FENCESMIDWAY LIFT STATION	3,877.74
GROUND WATER DRAINS	38,686.27
LAND	6,433,258.10
LANDDISPOSAL SITE	1,761,158.31
LANDMIDWAY LIFT STATION	1,038.88
LESS ACCUM DEPRECIATION	-18,422,205.49
SEWAGE TREATMENT PLANT	12,298,028.82
TREATMENT PLANT EQUIPMENT	611,996.79
Total Fixed Assets	17,724,524.45
Other Assets	
Net Pension Asset	127,764.00
Total Other Assets	127,764.00
TOTAL ASSETS	<u>32,991,621.29</u>

Heber Valley Service District
Balance Sheet
As of December 31, 2024

	Dec 31, 24
LIABILITIES & EQUITY	
Liabilities	
Current Liabilities	
Accounts Payable	
ACCOUNTS PAYABLE	300,629.55
Total Accounts Payable	300,629.55
Other Current Liabilities	
2221000 FICA W/H PAYABLE	-115,621.06
2222000 FEDERAL TAX W/H	-92,130.00
2223000 STATE TAX WITHHELD	-25,656.53
2233000 HEALTH INSUR PAYABLE	2,600.00
ACCRUED VAC/SICK LEAVE PAYABLE	64,297.07
Direct Deposit Liabilities	-323.23
Payroll Liabilities	262,735.45
RETIREMENT PAYABLE	3,313.86
Total Other Current Liabilities	99,215.56
Total Current Liabilities	399,845.11
Long Term Liabilities	
DEF INFLOW RESOURCEPENSIONS	121,911.00
DEF OUTFLOW RESOURCEPENSIONS	-19,596.00
Total Long Term Liabilities	102,315.00
Total Liabilities	502,160.11
Equity	
CONTR. IMPACT PLANT ADDS	10,279,787.72
CONTRIBUTION FROM EPA	5,480,451.50
HEBER CITY	147,248.50
IMPACT FEES	8,612,117.83
MIDWAY SANITATION DISTRICT	60,134.36
Retained Earnings	5,601,106.12
RETAINED EARNINGS(2)	-1,000.00
WASATCH COUNTY	14,894.00
Net Income	2,294,721.15
Total Equity	32,489,461.18
TOTAL LIABILITIES & EQUITY	32,991,621.29

**Heber Valley Service District
Reconciliation Detail
1123000 CASHZIONS BANK, Period Ending 12/31/2024**

Type	Date	Num	Name	Clr	Amount	Balance
Beginning Balance						110,954.55
Cleared Transactions						
Checks and Payments - 57 items						
Bill Pmt -Check	11/22/2024	1984	HEBER LIGHT & P...	X	-22,900.09	-22,900.09
Bill Pmt -Check	11/22/2024	1979	AQUA ENGINEERI...	X	-17,786.35	-40,686.44
Bill Pmt -Check	11/22/2024	1991	WASATCH COUNTY	X	-8,471.84	-49,158.28
Bill Pmt -Check	11/22/2024	1988	SKM INC	X	-6,798.54	-55,956.82
Bill Pmt -Check	11/22/2024	1986	MOUNTAINLAND S...	X	-1,238.03	-57,194.85
Bill Pmt -Check	11/22/2024	1990	WASATCH AUTO P...	X	-454.67	-57,649.52
Bill Pmt -Check	11/22/2024	1987	PUBLIC EMPLOYE...	X	-167.06	-57,816.58
Bill Pmt -Check	11/22/2024	1992	WASATCH COUNT...	X	-94.00	-57,910.58
Bill Pmt -Check	11/22/2024	1989	USU Analytical Labs	X	-90.00	-58,000.58
Bill Pmt -Check	11/22/2024	1980	BIG O TIRES 4264	X	-53.57	-58,054.15
Bill Pmt -Check	11/29/2024	1973	TWIN D INC	X	-4,125.00	-62,179.15
Bill Pmt -Check	11/29/2024	1965	RAY QUINNEY & N...	X	-3,436.00	-65,615.15
Bill Pmt -Check	11/29/2024	1968	SAGEBRUSH IRRI...	X	-1,646.00	-67,261.15
Bill Pmt -Check	11/29/2024	1971	Timpanogas Irrigatio...	X	-1,409.80	-68,670.95
Bill Pmt -Check	11/29/2024	1969	SPRING CREEK IR...	X	-1,383.50	-70,054.45
Check	11/29/2024	1947	Child Support Servic...	X	-461.54	-70,515.99
Bill Pmt -Check	11/29/2024	1976	Van Wagoner Meats	X	-104.66	-70,620.65
Bill Pmt -Check	11/29/2024	1960	Johnson, Celeste 1	X	-52.74	-70,673.39
General Journal	11/30/2024			X	-5,522.18	-76,195.57
General Journal	11/30/2024			X	-5,418.82	-81,614.39
General Journal	12/03/2024			X	-6,024.78	-87,639.17
Bill Pmt -Check	12/09/2024	2005	HIGH MOUNTAIN C...	X	-25,860.00	-113,499.17
Bill Pmt -Check	12/09/2024	2004	HEBER LIGHT & P...	X	-21,234.86	-134,734.03
Bill Pmt -Check	12/09/2024	2014	SKM INC	X	-12,955.00	-147,689.03
Bill Pmt -Check	12/09/2024	2011	MOUNTAINLAND C...	X	-10,689.40	-158,378.43
Bill Pmt -Check	12/09/2024	2019	WASATCH COUNTY	X	-8,471.84	-166,850.27
Bill Pmt -Check	12/09/2024	1998	CHEMTECH/FORD	X	-8,221.00	-175,071.27
Bill Pmt -Check	12/09/2024	2010	LOUGHLIN	X	-7,938.35	-183,009.62
Bill Pmt -Check	12/09/2024	2015	THATCHER COMP...	X	-6,944.05	-189,953.67
Bill Pmt -Check	12/09/2024	2002	HACH COMPANY	X	-5,574.02	-195,527.69
Bill Pmt -Check	12/09/2024	2012	RAY QUINNEY & N...	X	-3,054.00	-198,581.69
Bill Pmt -Check	12/09/2024	2001	FIRE & SAFETY TE...	X	-2,218.17	-200,799.86
Bill Pmt -Check	12/09/2024	1993	CHEMTECH/FORD	X	-2,191.00	-202,990.86
Bill Pmt -Check	12/09/2024	2016	USA BLUEBOOK	X	-1,804.83	-204,795.69
Bill Pmt -Check	12/09/2024	1996	BRIGHAM IMPLEM...	X	-1,776.00	-206,571.69
Bill Pmt -Check	12/09/2024	2006	J and J Fabrication	X	-1,575.00	-208,146.69
Bill Pmt -Check	12/09/2024	1999	ENBRIDGE GAS	X	-1,069.35	-209,216.04
Bill Pmt -Check	12/09/2024	2003	HEBER CITY CORP...	X	-1,050.00	-210,266.04
Bill Pmt -Check	12/09/2024	2008	Landia	X	-860.61	-211,126.65
Bill Pmt -Check	12/09/2024	2013	Parkland USA Corp...	X	-685.92	-211,812.57
Bill Pmt -Check	12/09/2024	1994	ACE TIMBERLINE	X	-653.93	-212,466.50
Bill Pmt -Check	12/09/2024	1997	CENTURYLINK	X	-343.60	-212,810.10
Bill Pmt -Check	12/09/2024	1995	BRENT KELLY	X	-200.00	-213,010.10
Bill Pmt -Check	12/09/2024	2020	WASATCH COUNT...	X	-108.50	-213,118.60
Bill Pmt -Check	12/09/2024	2017	UTAH BROADBAND	X	-99.00	-213,217.60
Bill Pmt -Check	12/09/2024	2009	Les Olson Co	X	-97.93	-213,315.53

Heber Valley Service District Reconciliation Detail

1123000 CASHZIONS BANK, Period Ending 12/31/2024

Type	Date	Num	Name	Clr	Amount	Balance
Bill Pmt -Check	12/09/2024	2018	WASATCH AUTO P...	X	-42.45	-213,357.98
General Journal	12/10/2024			X	-240.52	-213,598.50
Liability Check	12/12/2024		QuickBooks Payroll ...	X	-15,687.74	-229,286.24
Check	12/12/2024	2021	Child Support Servic...	X	-451.64	-229,737.88
General Journal	12/16/2024			X	-5,891.80	-235,629.68
Bill Pmt -Check	12/16/2024	ACH	Zions BAnkcard	X	-4,259.85	-239,889.53
General Journal	12/17/2024			X	-5,582.78	-245,472.31
General Journal	12/18/2024			X	-10,230.40	-255,702.71
General Journal	12/23/2024			X	-62.56	-255,765.27
Liability Check	12/26/2024		QuickBooks Payroll ...	X	-14,692.61	-270,457.88
General Journal	12/30/2024			X	-3,628.81	-274,086.69
Total Checks and Payments					-274,086.69	-274,086.69
Deposits and Credits - 19 items						
Deposit	12/03/2024			X	100,827.01	100,827.01
Deposit	12/05/2024			X	39,480.00	140,307.01
Paycheck	12/13/2024	DD1628	Tina M Rodriguez	X	0.00	140,307.01
Paycheck	12/13/2024	DD1627	Rusty C Harris	X	0.00	140,307.01
Paycheck	12/13/2024	DD1623	CELESTE JOHNSON	X	0.00	140,307.01
Paycheck	12/13/2024	DD1621	BRENDA G CHRIS...	X	0.00	140,307.01
Paycheck	12/13/2024	DD1622	BRYAN PROVOST ...	X	0.00	140,307.01
Paycheck	12/13/2024	DD1629	Trenton D Davis	X	0.00	140,307.01
Paycheck	12/13/2024	DD1626	James J Goodley	X	0.00	140,307.01
Paycheck	12/13/2024	DD1624	CLAIR L PROVOST	X	0.00	140,307.01
Paycheck	12/13/2024	DD1625	Eliza K McGaha	X	0.00	140,307.01
General Journal	12/16/2024			X	100,000.00	240,307.01
Deposit	12/20/2024			X	26,543.05	266,850.06
Paycheck	12/27/2024	DD1635	Trenton D Davis	X	0.00	266,850.06
Paycheck	12/27/2024	DD1630	BRYAN PROVOST ...	X	0.00	266,850.06
Paycheck	12/27/2024	DD1634	Tina M Rodriguez	X	0.00	266,850.06
Paycheck	12/27/2024	DD1633	Rusty C Harris	X	0.00	266,850.06
Paycheck	12/27/2024	DD1632	James J Goodley	X	0.00	266,850.06
Paycheck	12/27/2024	DD1631	Eliza K McGaha	X	0.00	266,850.06
Total Deposits and Credits					266,850.06	266,850.06
Total Cleared Transactions					-7,236.63	-7,236.63
Cleared Balance					-7,236.63	103,717.92

Heber Valley Service District Reconciliation Detail

1123000 CASHZIONS BANK, Period Ending 12/31/2024

Type	Date	Num	Name	Clr	Amount	Balance
Uncleared Transactions						
Checks and Payments - 76 items						
Bill Pmt -Check	08/01/2019	16821	SEVIER VALLEY OI...		-1,638.12	-1,638.12
Bill Pmt -Check	08/01/2019	16867	MABEY, WRIGHT &...		-497.50	-2,135.62
Bill Pmt -Check	08/01/2019	16867	MABEY, WRIGHT &...		-497.50	-2,633.12
Bill Pmt -Check	10/31/2019	16879	Van Wagoner Meats		-62.00	-2,695.12
Bill Pmt -Check	12/02/2019	16945	HEBER CITY CORP...		-1,075.00	-3,770.12
Bill Pmt -Check	03/11/2020	17080	DENNIS GUNN		-171.00	-3,941.12
General Journal	07/31/2020	Fiscal ...			-3,250.00	-7,191.12
Check	09/25/2020	152	SEVIER VALLEY OI...		-240.17	-7,431.29
Check	12/18/2020	296	LEE'S MARKETPLA...		-190.21	-7,621.50
Check	02/26/2021	369	WASATCH COUNT...		-7.00	-7,628.50
Check	03/26/2021	386	CHRISTENSEN OIL...		-111.45	-7,739.95
Check	04/22/2021	411	WASATCH COUNTY		-5,373.65	-13,113.60
Check	04/22/2021	426	Executech		-1,232.50	-14,346.10
Check	04/26/2021	436	AQUA ENGINEERI...		-3,723.75	-18,069.85
Check	06/24/2021	496	LABRUM FORD		-2,092.03	-20,161.88
Check	06/24/2021	498	POINT S HEBER CI...		-683.99	-20,845.87
Check	06/24/2021	494	Total Power & Contr...		-298.30	-21,144.17
Check	07/28/2021	534	WASATCH EAGLE ...		-53.46	-21,197.63
Check	09/23/2021	588	STATEPOINT ENGI...		-3,160.00	-24,357.63
Check	09/23/2021	605	STATEPOINT ENGI...		-1,280.00	-25,637.63
Check	10/31/2021	642	WASATCH EAGLE ...		-79.18	-25,716.81
Check	11/29/2021	670	Parkland USA Corp...		-2,349.09	-28,065.90
Check	11/30/2021	687	Parkland USA Corp...		-4,877.98	-32,943.88
Check	12/28/2021	721	CHEMTECH/FORD		-1,069.00	-34,012.88
Check	02/04/2022	776	AQUA ENGINEERI...		-1,380.00	-35,392.88
Check	02/28/2022	799	AMERICAN EQUIP...		-1,325.50	-36,718.38
Check	02/28/2022	789	RWAU		-450.00	-37,168.38
Check	02/28/2022	795	RWAU		-450.00	-37,618.38
Check	03/22/2022	829	WEAU		-515.00	-38,133.38
Check	04/27/2022	843	HEBER LIGHT & P...		-15,515.89	-53,649.27
Check	04/27/2022	851	HEBER LIGHT & P...		-13,445.19	-67,094.46
Check	05/24/2022	879	IXOM		-4,285.44	-71,379.90
Check	05/24/2022	881	Zions BAnkcard		-1,231.13	-72,611.03
Check	05/27/2022	905	PUBLIC EMPLOYE...		-93.56	-72,704.59
General Journal	06/14/2022				-16,680.00	-89,384.59
Check	06/23/2022	930	AQUA ENGINEERI...		-1,700.00	-91,084.59
Check	06/23/2022	926	DAVID NUTTALL		-478.25	-91,562.84
Check	07/18/2022	984	Parkland USA Corp...		-3,500.91	-95,063.75
General Journal	08/19/2022				-2,991.32	-98,055.07
General Journal	08/20/2022				-3,608.92	-101,663.99
Check	08/23/2022	996	INDUCTIVE AUTO...		-3,392.00	-105,055.99
Check	08/23/2022	1010	WATER ENVIRON...		-85.00	-105,140.99
Check	10/12/2022	1080	Van Wagoner Meats		-90.10	-105,231.09
Check	12/20/2022	1164	HEBER RANCH AN...		-4,135.00	-109,366.09
Check	01/08/2023	1179	ACE TIMBERLINE		-48.78	-109,414.87
Check	01/19/2023	1196	AQUA ENVIRONME...		-800.00	-110,214.87
Check	03/11/2023	1247	LABRUM FORD		-2,419.49	-112,634.36

Heber Valley Service District Reconciliation Detail

1123000 CASHZIONS BANK, Period Ending 12/31/2024

Type	Date	Num	Name	Clr	Amount	Balance
Check	03/11/2023	1253	UTAH LOCAL GOV...		-281.86	-112,916.22
Check	03/11/2023	1230	WATER LAW & PO...		-230.00	-113,146.22
General Journal	03/22/2023				-2,751.30	-115,897.52
Check	04/08/2023	1274	Total Power & Contr...		-6,209.61	-122,107.13
General Journal	04/08/2023		RURAL WATER AS...		-350.00	-122,457.13
Check	04/08/2023	1297	UTAH LOCAL GOV...		-228.02	-122,685.15
General Journal	04/30/2023				-436.00	-123,121.15
Check	05/08/2023	1327	SKM INC		-18,097.00	-141,218.15
General Journal	06/20/2023				-3,908.28	-145,126.43
General Journal	06/21/2023				-104.08	-145,230.51
Check	07/11/2023	1386	Total Power & Contr...		-405.00	-145,635.51
Check	08/08/2023	1415	Landia		-44,600.00	-190,235.51
Check	09/10/2023	1482	HEBER LIGHT & P...		-22,176.30	-212,411.81
General Journal	11/23/2023				-4,142.45	-216,554.26
Check	01/06/2024	1623	Sanpitch		-890.50	-217,444.76
Bill Pmt -Check	02/03/2024	1633	AQUA ENVIRONME...		-1,754.18	-219,198.94
Bill Pmt -Check	03/10/2024	1693	RURAL WATER AS...		-350.00	-219,548.94
Bill Pmt -Check	09/09/2024	1873	ACE TIMBERLINE		-137.64	-219,686.58
Bill Pmt -Check	10/10/2024	1913	AQUA ENGINEERI...		-27,795.80	-247,482.38
Bill Pmt -Check	10/10/2024	1929	MABEY, WRIGHT &...		-8,450.00	-255,932.38
Bill Pmt -Check	10/10/2024	1935	Sunbelt Rentals		-3,188.98	-259,121.36
General Journal	10/16/2024				-5,298.64	-264,420.00
Bill Pmt -Check	11/22/2024	1983	ETS		-3,935.25	-268,355.25
Bill Pmt -Check	11/22/2024	1985	MABEY, WRIGHT &...		-2,732.50	-271,087.75
Bill Pmt -Check	11/22/2024	1982	CONSIDER IT CLE...		-200.00	-271,287.75
Bill Pmt -Check	11/29/2024	1963	MABEY, WRIGHT &...		-1,345.00	-272,632.75
Bill Pmt -Check	12/09/2024	2000	ETS		-3,979.75	-276,612.50
Bill Pmt -Check	12/09/2024	2007	Johnson, Celeste 1		-131.40	-276,743.90
Check	12/12/2024	2022	Child Support Servic...		-461.54	-277,205.44
Total Checks and Payments					-277,205.44	-277,205.44
Deposits and Credits - 11 items						
General Journal	08/31/2020		Fiscal ...		3,250.00	3,250.00
General Journal	04/06/2023				436.00	3,686.00
General Journal	04/15/2023	R	RURAL WATER AS...		350.00	4,036.00
General Journal	05/16/2023				800.00	4,836.00
General Journal	07/25/2023				8,281.14	13,117.14
General Journal	01/03/2024				29,190.00	42,307.14
General Journal	01/31/2024				7,217.86	49,525.00
General Journal	01/31/2024				54,231.87	103,756.87
General Journal	03/31/2024				7,901.31	111,658.18

**Heber Valley Service District
Reconciliation Detail
1123000 CASHZIONS BANK, Period Ending 12/31/2024**

Type	Date	Num	Name	Clr	Amount	Balance
General Journal	03/31/2024				54,822.72	166,480.90
Bill Pmt -Check	11/29/2024	1950	BIG O TIRES 4264		0.00	166,480.90
Total Deposits and Credits					166,480.90	166,480.90
Total Uncleared Transactions					-110,724.54	-110,724.54
Register Balance as of 12/31/2024					-117,961.17	-7,006.62
New Transactions						
Deposits and Credits - 1 item						
Deposit	01/02/2025				13,660.10	13,660.10
Total Deposits and Credits					13,660.10	13,660.10
Total New Transactions					13,660.10	13,660.10
Ending Balance					-104,301.07	6,653.48

**Heber Valley Service District
Profit & Loss Detail
December 2024**

Type	Date	Name	Memo	Debit	Credit	Balance
Income						
3731000 SEWER CHARGES O&M						
Deposit	12/03/2024	MIDWAY SANITATI...	OCTOBER 2...		79,047.01	79,047.01
Total 3731000 SEWER CHARGES O&M				0.00	79,047.01	79,047.01
3731010 DUMP STATION INCOME						
Invoice	12/03/2024	PUMPERS PLUS	NOVEMBER ...		1,056.25	1,056.25
Invoice	12/03/2024	SIMPLY PRIVYS	NOVEMBER ...		1,031.43	2,087.68
Invoice	12/03/2024	PUMPERS PLUS	OCTOBER 2...		1,950.00	4,037.68
Invoice	12/03/2024	GO2 PUMPERS	NOVEMBER ...		225.00	4,262.68
Deposit	12/05/2024	PUMPER'S PLUS	OCTOBER S...		1,950.00	6,212.68
Total 3731010 DUMP STATION INCOME				0.00	6,212.68	6,212.68
3740000 FARM INCOME						
Deposit	12/20/2024	Addison Hicken	HAY SALE IN...		8,720.00	8,720.00
Total 3740000 FARM INCOME				0.00	8,720.00	8,720.00
3740010 IMPACT FEE INCOME						
Deposit	12/03/2024	Southhill Development	IMPACT FEE ...		4,170.00	4,170.00
Deposit	12/03/2024	Southhill Development	IMPACT FEE ...		4,170.00	8,340.00
Deposit	12/03/2024	Southhill Development	IMPACT FEE ...		4,170.00	12,510.00
Deposit	12/03/2024	Southhill Development	IMPACT FEE ...		4,170.00	16,680.00
Deposit	12/03/2024	THE HOUSLEY GR...	IMPACT FEE ...		4,170.00	20,850.00
Deposit	12/05/2024	GRIFFIN MANAGE...	IMPACT FEE ...		4,170.00	25,020.00
Deposit	12/05/2024	Peterson Homes	IMPACT FEE ...		4,170.00	29,190.00
Deposit	12/05/2024	Peterson Homes	IMPACT FEE ...		4,170.00	33,360.00
Deposit	12/05/2024	Peterson Homes	IMPACT FEE ...		4,170.00	37,530.00
Deposit	12/05/2024	Peterson Homes	IMPACT FEE ...		4,170.00	41,700.00
Deposit	12/05/2024	Peterson Homes	IMPACT FEE ...		4,170.00	45,870.00
Deposit	12/05/2024	Peterson Homes	IMPACT FEE ...		4,170.00	50,040.00
Deposit	12/05/2024	Peterson Homes	IMPACT FEE ...		4,170.00	54,210.00
Deposit	12/05/2024	Peterson Homes	IMPACT FEE ...		4,170.00	58,380.00
Deposit	12/20/2024	WASATCH COUNTY	IMPACT FEE ...		4,170.00	62,550.00
Deposit	12/20/2024	UNITED CONTRAC...	IMPACT FEE ...		4,170.00	66,720.00
Deposit	12/20/2024	DANIEL R LINDSEY	IMPACT FEE ...		4,170.00	70,890.00
Total 3740010 IMPACT FEE INCOME				0.00	70,890.00	70,890.00
3740015 IMPACT FEE INTEREST						
General Journal	12/31/2024		PTIF Impact ...		51,633.42	51,633.42
Total 3740015 IMPACT FEE INTEREST				0.00	51,633.42	51,633.42

Heber Valley Service District Profit & Loss Detail December 2024

Type	Date	Name	Memo	Debit	Credit	Balance
3740020 RENTS						
Paycheck	12/13/2024	BRYAN PROVOST ...	Direct Deposit		550.00	550.00
Paycheck	12/27/2024	BRYAN PROVOST ...	Direct Deposit		550.00	1,100.00
Total 3740020 RENTS				0.00	1,100.00	1,100.00
5741000 INTEREST INCOME						
General Journal	12/31/2024		PTIF General ...		9,661.53	9,661.53
Total 5741000 INTEREST INCOME				0.00	9,661.53	9,661.53
5741120 MISC INCOME						
Deposit	12/03/2024	State of Utah	WASTE WAT...		930.00	930.00
Total 5741120 MISC INCOME				0.00	930.00	930.00
Total Income				0.00	228,194.64	228,194.64
Expense						
5213000 PLANT EXPENSES						
Bill	12/06/2024	ACE TIMBERLINE	INVOICE #17...	176.07		176.07
Bill	12/06/2024	ACE TIMBERLINE	INVOICE #18...	89.20		265.27
Bill	12/06/2024	ACE TIMBERLINE	INVOICE #18...	320.56		585.83
Bill	12/06/2024	ACE TIMBERLINE	INVOICE #18...	47.94		633.77
Bill	12/06/2024	ACE TIMBERLINE	INVOICE #18...	20.16		653.93
Bill	12/06/2024	J and J Fabrication	INVOICE #46...	1,575.00		2,228.93
Bill	12/09/2024	FIRE & SAFETY TE...	INOVICE #51...	1,650.88		3,879.81
Bill	12/09/2024	FIRE & SAFETY TE...	INVOICE #51...	567.29		4,447.10
Bill	12/11/2024	Zions BAnkcard	AT&T BILL P...	82.38		4,529.48
Bill	12/11/2024	Zions BAnkcard	USPS - STA...	146.00		4,675.48
Bill	12/11/2024	Zions BAnkcard	AMAZON - O...	146.15		4,821.63
Bill	12/11/2024	Zions BAnkcard	SPORTSMA...	15.65		4,837.28
Bill	12/11/2024	Zions BAnkcard	SPORTSMA...	766.39		5,603.67
Bill	12/11/2024	Zions BAnkcard	NEMA SUPPLY	156.99		5,760.66
Bill	12/11/2024	Zions BAnkcard	KNEADERS	307.25		6,067.91
Bill	12/11/2024	Zions BAnkcard	HUMPHRIES ...	296.05		6,363.96
Bill	12/11/2024	Zions BAnkcard	MOTION IND...	599.56		6,963.52
Bill	12/30/2024	Zions BAnkcard	THE HOME D...	431.93		7,395.45
Bill	12/30/2024	Zions BAnkcard	DOMAIN NET...	289.00		7,684.45
Bill	12/30/2024	Zions BAnkcard	BATTERIES ...	50.30		7,734.75
Bill	12/31/2024	Johnson, Celeste 1	MIDWAY ME...	100.00		7,834.75
Bill	12/31/2024	Johnson, Celeste 1	THE MARKE...	9.74		7,844.49
Bill	12/31/2024	Parkland USA Corp...	INVOICE IN-4...	959.96		8,804.45
Bill	12/31/2024	WAVE PUBLISHING	NOTICE ADM...	39.31		8,843.76
Bill	12/31/2024	VALLEY KUBOTA	DOCUMENT ...	449.98		9,293.74
Total 5213000 PLANT EXPENSES				9,293.74	0.00	9,293.74

**Heber Valley Service District
Profit & Loss Detail
December 2024**

Type	Date	Name	Memo	Debit	Credit	Balance
5213130 BENEFITS						
General Journal	12/03/2024		URS J.Goodley	2,003.36		2,003.36
General Journal	12/03/2024		URS T. Davis	1,340.03		3,343.39
General Journal	12/03/2024		URS R. Harris	1,356.89		4,700.28
Bill	12/06/2024	WASATCH COUNTY	BRYAN PRO...	2,130.36		6,830.64
Bill	12/06/2024	WASATCH COUNTY	JAMES GOO...	2,007.96		8,838.60
Bill	12/06/2024	WASATCH COUNTY	RUSTY HAR...	1,984.56		10,823.16
Bill	12/06/2024	WASATCH COUNTY	TRENT DAVIS	1,998.96		12,822.12
Paycheck	12/13/2024	BRYAN PROVOST ...	Direct Deposit		39.36	12,782.76
General Journal	12/18/2024		URS Trent Da...	2,152.94		14,935.70
General Journal	12/18/2024		URS J. Goodl...	3,542.25		18,477.95
General Journal	12/18/2024		URS J. Goodl...	2,172.33		20,650.28
General Journal	12/18/2024		URS Nov 2024	53.70		20,703.98
Deposit	12/20/2024	UTAH LOCAL GOV...	REFUND - O...		1,142.10	19,561.88
Paycheck	12/27/2024	BRYAN PROVOST ...	Direct Deposit		39.36	19,522.52
Total 5213130 BENEFITS				20,743.34	1,220.82	19,522.52
5213235 TRAINING, DUES, CONF						
General Journal	12/10/2024		Right Networks	240.52		240.52
Bill	12/11/2024	Zions BAnkcard	DEQ STORM...	50.00		290.52
General Journal	12/23/2024		bank fee	62.56		353.08
Bill	12/30/2024	Zions BAnkcard	PSI SERVICE...	106.00		459.08
Bill	12/30/2024	Zions BAnkcard	PSI SERVICE...	106.00		565.08
Bill	12/30/2024	Zions BAnkcard	PSI EXAMS	106.00		671.08
General Journal	12/30/2024		annual intuit f...	3,628.81		4,299.89
Total 5213235 TRAINING, DUES, CONF				4,299.89	0.00	4,299.89
5213240 OFFICE & LAB SUPPLIES						
Bill	12/06/2024	CHEMTECH/FORD	INVOICE #24...	682.00		682.00
Bill	12/30/2024	CHEMTECH/FORD	INVOICE 24K...	1,177.00		1,859.00
Bill	12/30/2024	CHEMTECH/FORD	INVOICE 24L...	932.00		2,791.00
Bill	12/30/2024	CHEMTECH/FORD	CREDIT MEM...		657.00	2,134.00
Bill	12/30/2024	CHEMTECH/FORD	INVOICE 24L...	1,399.00		3,533.00
Bill	12/30/2024	CHEMTECH/FORD	INVOICE 24L...	1,007.00		4,540.00
Total 5213240 OFFICE & LAB SUPPLIES				5,197.00	657.00	4,540.00
5213242 BANK CHARGES						
Bill	12/11/2024	Zions BAnkcard	LATE FEE	39.00		39.00
Bill	12/11/2024	Zions BAnkcard	FINANCE CH...	73.10		112.10
Bill	12/30/2024	Zions BAnkcard	FINANCE CH...	92.08		204.18
Total 5213242 BANK CHARGES				204.18	0.00	204.18

Heber Valley Service District Profit & Loss Detail December 2024

Type	Date	Name	Memo	Debit	Credit	Balance
5213245 REPAIRS & MAINT						
Bill	12/11/2024	Zions BAnkcard	CUMMINS	533.00		533.00
Bill	12/11/2024	Zions BAnkcard	CUMMINS	533.00		1,066.00
Deposit	12/20/2024	AMERICAN EQUIP...	REFUND OF ...		2,889.70	-1,823.70
Bill	12/31/2024	SMITH & LOVELES...	INVOICE 181...	4,624.92		2,801.22
Total 5213245 REPAIRS & MAINT				5,690.92	2,889.70	2,801.22
5213271 OTHER UTILITIES						
Bill	12/06/2024	HEBER LIGHT & P...	ACCOUNT 11...	14,115.27		14,115.27
Bill	12/06/2024	HEBER LIGHT & P...	ACCOUNT 15...	1,042.18		15,157.45
Bill	12/06/2024	HEBER LIGHT & P...	ACCOUNT 15...	5,146.75		20,304.20
Bill	12/06/2024	WASATCH COUNT...	FOR SERVIC...	108.50		20,412.70
Paycheck	12/13/2024	BRYAN PROVOST ...	Direct Deposit	30.00		20,442.70
Paycheck	12/13/2024	Rusty C Harris	Direct Deposit	30.00		20,472.70
Paycheck	12/13/2024	Trenton D Davis	Direct Deposit	30.00		20,502.70
Paycheck	12/27/2024	BRYAN PROVOST ...	Direct Deposit	30.00		20,532.70
Paycheck	12/27/2024	James J Goodley	Direct Deposit	30.00		20,562.70
Paycheck	12/27/2024	Rusty C Harris	Direct Deposit	30.00		20,592.70
Paycheck	12/27/2024	Trenton D Davis	Direct Deposit	30.00		20,622.70
Bill	12/30/2024	Zions BAnkcard	ATT BILL PA...	82.42		20,705.12
Bill	12/31/2024	UTAH BROADBAND	STATEMENT...	99.00		20,804.12
Bill	12/31/2024	ENBRIDGE GAS	ACCOUNT S...	1,231.80		22,035.92
Total 5213271 OTHER UTILITIES				22,035.92	0.00	22,035.92
5213274 TRUCK EXPENSE						
Bill	12/11/2024	Zions BAnkcard	JIFFY LUBE	206.96		206.96
Total 5213274 TRUCK EXPENSE				206.96	0.00	206.96
5213710 OFC SUPPLIES/EXPENSES						
Bill	12/11/2024	Zions BAnkcard	NETWORK S...	72.93		72.93
Bill	12/11/2024	Zions BAnkcard	MCAFFEE.COM	162.51		235.44
Bill	12/11/2024	Zions BAnkcard	NETWORK S...	72.93		308.37
Bill	12/30/2024	Zions BAnkcard	AMAZON.CO...	76.37		384.74
Bill	12/30/2024	Zions BAnkcard	AMAZON.CO...	216.69		601.43
Bill	12/30/2024	Zions BAnkcard	AMAZON.CO...	46.58		648.01
Bill	12/30/2024	Zions BAnkcard	AMAZON.CO...	42.52		690.53
Bill	12/30/2024	Zions BAnkcard	AMAZON.CO...	14.45		704.98
Bill	12/30/2024	Zions BAnkcard	STAMPMAKE...	54.63		759.61
Bill	12/30/2024	Zions BAnkcard	RS WAREHO...	24.75		784.36
Bill	12/30/2024	Zions BAnkcard	AMAZON.CO...	20.35		804.71
Bill	12/30/2024	Zions BAnkcard	AMAZON.CO...	48.50		853.21
Bill	12/30/2024	Zions BAnkcard	AMAZON.CO...	131.25		984.46
Bill	12/30/2024	Zions BAnkcard	AMAZON.CO...	43.32		1,027.78
Bill	12/30/2024	Zions BAnkcard	AMAZON.CO...	27.62		1,055.40

Heber Valley Service District Profit & Loss Detail December 2024

Type	Date	Name	Memo	Debit	Credit	Balance
Bill	12/30/2024	Zions BAnkcard	AMAZON.CO...	7.79		1,063.19
Bill	12/30/2024	Zions BAnkcard	ADOBE - AD...	259.91		1,323.10
Total 5213710 OFC SUPPLIES/EXPENSES				1,323.10	0.00	1,323.10
5214000 FARM EXPENSES						
Bill	12/06/2024	BRIGHAM IMPLEM...	INVOICE #W...	850.00		850.00
Bill	12/06/2024	WASATCH AUTO P...	INVOICE #30...	35.96		885.96
Bill	12/06/2024	WASATCH AUTO P...	INVOICE #30...	6.49		892.45
Bill	12/31/2024	Wasatch Auto	INVOICE 310...	10.99		903.44
Total 5214000 FARM EXPENSES				903.44	0.00	903.44
5214130 BENEFITS(1)						
General Journal	12/03/2024		URS B. Provost	1,324.50		1,324.50
General Journal	12/18/2024		URS B. Thom...	2,309.18		3,633.68
Total 5214130 BENEFITS(1)				3,633.68	0.00	3,633.68
5214240 BLDG SUPPLIES & MAINT						
Bill	12/06/2024	MOUNTAINLAND C...	BARN REPAI...	10,689.40		10,689.40
Total 5214240 BLDG SUPPLIES & MAINT				10,689.40	0.00	10,689.40
5214250 EQUIPMENT SUPPLIES						
Bill	12/31/2024	Old West Waste Sol...	INVOICE 1369	762.00		762.00
Total 5214250 EQUIPMENT SUPPLIES				762.00	0.00	762.00
5214270 UTILITIES						
Bill	12/06/2024	HEBER LIGHT & P...	ACCOUNT 15...	48.39		48.39
Bill	12/06/2024	HEBER LIGHT & P...	ACCOUNT 15...	64.54		112.93
Bill	12/06/2024	HEBER LIGHT & P...	ACCOUNT 15...	130.25		243.18
Bill	12/06/2024	HEBER LIGHT & P...	ACCOUNT 15...	44.81		287.99
Bill	12/06/2024	HEBER LIGHT & P...	ACCOUNT 15...	595.10		883.09
Bill	12/06/2024	HEBER LIGHT & P...	ACCOUNT 15...	47.57		930.66
Bill	12/31/2024	CENTURYLINK	ACCOUNT N...	344.59		1,275.25
Total 5214270 UTILITIES				1,275.25	0.00	1,275.25
5215300 LEGAL EXPENSES						
Bill	12/31/2024	RAY QUINNEY & N...	INVOICE 794...	2,604.00		2,604.00
Total 5215300 LEGAL EXPENSES				2,604.00	0.00	2,604.00

Heber Valley Service District Profit & Loss Detail December 2024

Type	Date	Name	Memo	Debit	Credit	Balance
5215310 PROFESSIONAL & TECH(1)						
Bill	12/06/2024	ETS	INVOICE #E...	272.00		272.00
Bill	12/06/2024	ETS	INVOICE #E...	240.00		512.00
Bill	12/06/2024	ETS	INVOICE #E...	1,497.75		2,009.75
Bill	12/09/2024	SKM INC	INVOICE #29...	3,982.50		5,992.25
Bill	12/30/2024	Zions BAnkcard	MCAFEE	216.69		6,208.94
Bill	12/30/2024	Zions BAnkcard	WAVE PUBLI...	34.50		6,243.44
Bill	12/30/2024	Zions BAnkcard	MCAFEE - C...		216.69	6,026.75
Bill	12/30/2024	Zions BAnkcard	MCAFEE - C...		162.51	5,864.24
Bill	12/30/2024	Zions BAnkcard	NETWORK S...	72.93		5,937.17
Bill	12/30/2024	SKM INC	INVOICE 29204	16,628.45		22,565.62
Bill	12/30/2024	AQUA ENGINEERI...	INVOICE 29180	560.00		23,125.62
Bill	12/31/2024	CONSIDER IT CLE...	NOVEMBER ...	200.00		23,325.62
Bill	12/31/2024	CONSIDER IT CLE...	DECEMBER ...	200.00		23,525.62
Bill	12/31/2024	Executech	INVOICE EX...	113.50		23,639.12
Total 5215310 PROFESSIONAL & TECH(1)				24,018.32	379.20	23,639.12
5215312 DIRECTORS STIPEND						
Bill	12/06/2024	WASATCH COUNTY	DECEMBER ...	350.00		350.00
Bill	12/06/2024	HEBER CITY CORP...	HEIDI FRANCO	350.00		700.00
Bill	12/06/2024	HEBER CITY CORP...	YVONNE BA...	350.00		1,050.00
Bill	12/06/2024	HEBER CITY CORP...	MIKE JOHNS...	350.00		1,400.00
Total 5215312 DIRECTORS STIPEND				1,400.00	0.00	1,400.00
5741900 DEPRECIATION EXPENSE						
General Journal	12/31/2024		depreciation	72,966.00		72,966.00
Total 5741900 DEPRECIATION EXPENSE				72,966.00	0.00	72,966.00
Payroll Expenses						
Check	12/12/2024	Child Support Servic...	Child Support...	451.64		451.64
Check	12/12/2024	Child Support Servic...	Child Support...	461.54		913.18
Paycheck	12/13/2024	BRENDA G CHRIS...	Direct Deposit	21.70		934.88
Paycheck	12/13/2024	BRENDA G CHRIS...	Direct Deposit	5.07		939.95
Paycheck	12/13/2024	BRENDA G CHRIS...	Direct Deposit	2.10		942.05
Paycheck	12/13/2024	BRYAN PROVOST ...	Direct Deposit	232.66		1,174.71
Paycheck	12/13/2024	BRYAN PROVOST ...	Direct Deposit	54.42		1,229.13
Paycheck	12/13/2024	BRYAN PROVOST ...	Direct Deposit	0.00		1,229.13
Paycheck	12/13/2024	CELESTE JOHNSON	Direct Deposit	21.70		1,250.83
Paycheck	12/13/2024	CELESTE JOHNSON	Direct Deposit	5.07		1,255.90
Paycheck	12/13/2024	CELESTE JOHNSON	Direct Deposit	2.10		1,258.00
Paycheck	12/13/2024	CLAIR L PROVOST	Direct Deposit	21.70		1,279.70
Paycheck	12/13/2024	CLAIR L PROVOST	Direct Deposit	5.07		1,284.77
Paycheck	12/13/2024	CLAIR L PROVOST	Direct Deposit	2.10		1,286.87
Paycheck	12/13/2024	Eliza K McGaha	Direct Deposit	133.92		1,420.79
Paycheck	12/13/2024	Eliza K McGaha	Direct Deposit	31.32		1,452.11
Paycheck	12/13/2024	Eliza K McGaha	Direct Deposit	12.96		1,465.07
Paycheck	12/13/2024	James J Goodley	Direct Deposit	300.00		1,765.07

Heber Valley Service District Profit & Loss Detail December 2024

Type	Date	Name	Memo	Debit	Credit	Balance
Paycheck	12/13/2024	James J Goodley	Direct Deposit	435.91		2,200.98
Paycheck	12/13/2024	James J Goodley	Direct Deposit	101.94		2,302.92
Paycheck	12/13/2024	James J Goodley	Direct Deposit	0.00		2,302.92
Paycheck	12/13/2024	James J Goodley	Direct Deposit	0.00		2,302.92
Paycheck	12/13/2024	Rusty C Harris	Direct Deposit	307.68		2,610.60
Paycheck	12/13/2024	Rusty C Harris	Direct Deposit	300.00		2,910.60
Paycheck	12/13/2024	Rusty C Harris	Direct Deposit	209.36		3,119.96
Paycheck	12/13/2024	Rusty C Harris	Direct Deposit	48.96		3,168.92
Paycheck	12/13/2024	Rusty C Harris	Direct Deposit	0.00		3,168.92
Paycheck	12/13/2024	Tina M Rodriguez	Direct Deposit	46.72		3,215.64
Paycheck	12/13/2024	Tina M Rodriguez	Direct Deposit	10.92		3,226.56
Paycheck	12/13/2024	Tina M Rodriguez	Direct Deposit	0.00		3,226.56
Paycheck	12/13/2024	Trenton D Davis	Direct Deposit	365.36		3,591.92
Paycheck	12/13/2024	Trenton D Davis	Direct Deposit	300.00		3,891.92
Paycheck	12/13/2024	Trenton D Davis	Direct Deposit	245.13		4,137.05
Paycheck	12/13/2024	Trenton D Davis	Direct Deposit	57.33		4,194.38
Paycheck	12/13/2024	Trenton D Davis	Direct Deposit	0.00		4,194.38
Paycheck	12/27/2024	BRYAN PROVOST ...	Direct Deposit	300.00		4,494.38
Paycheck	12/27/2024	BRYAN PROVOST ...	Direct Deposit	251.25		4,745.63
Paycheck	12/27/2024	BRYAN PROVOST ...	Direct Deposit	58.76		4,804.39
Paycheck	12/27/2024	BRYAN PROVOST ...	Direct Deposit	0.00		4,804.39
Paycheck	12/27/2024	Eliza K McGaha	Direct Deposit	113.59		4,917.98
Paycheck	12/27/2024	Eliza K McGaha	Direct Deposit	26.57		4,944.55
Paycheck	12/27/2024	Eliza K McGaha	Direct Deposit	10.13		4,954.68
Paycheck	12/27/2024	James J Goodley	Direct Deposit	300.00		5,254.68
Paycheck	12/27/2024	James J Goodley	Direct Deposit	435.91		5,690.59
Paycheck	12/27/2024	James J Goodley	Direct Deposit	101.95		5,792.54
Paycheck	12/27/2024	James J Goodley	Direct Deposit	0.00		5,792.54
Paycheck	12/27/2024	James J Goodley	Direct Deposit	0.00		5,792.54
Paycheck	12/27/2024	Rusty C Harris	Direct Deposit	200.28		5,992.82
Paycheck	12/27/2024	Rusty C Harris	Direct Deposit	46.84		6,039.66
Paycheck	12/27/2024	Rusty C Harris	Direct Deposit	0.00		6,039.66
Paycheck	12/27/2024	Tina M Rodriguez	Direct Deposit	73.16		6,112.82
Paycheck	12/27/2024	Tina M Rodriguez	Direct Deposit	17.11		6,129.93
Paycheck	12/27/2024	Tina M Rodriguez	Direct Deposit	0.00		6,129.93
Paycheck	12/27/2024	Trenton D Davis	Direct Deposit	226.52		6,356.45
Paycheck	12/27/2024	Trenton D Davis	Direct Deposit	52.98		6,409.43
Paycheck	12/27/2024	Trenton D Davis	Direct Deposit	0.00		6,409.43
Total Payroll Expenses				6,409.43	0.00	6,409.43

Heber Valley Service District Profit & Loss Detail December 2024

Type	Date	Name	Memo	Debit	Credit	Balance
WAGESPLANT						
Paycheck	12/13/2024	BRENDA G CHRIS...	Direct Deposit	350.00		350.00
Paycheck	12/13/2024	BRYAN PROVOST ...	Direct Deposit	3,752.48		4,102.48
Paycheck	12/13/2024	CELESTE JOHNSON	Direct Deposit	350.00		4,452.48
Paycheck	12/13/2024	CLAIR L PROVOST	Direct Deposit	350.00		4,802.48
Paycheck	12/13/2024	Eliza K McGaha	Direct Deposit	2,160.00		6,962.48
Paycheck	12/13/2024	James J Goodley	Direct Deposit	6,730.77		13,693.25
Paycheck	12/13/2024	Rusty C Harris	Direct Deposit	2,769.12		16,462.37
Paycheck	12/13/2024	Tina M Rodriguez	Direct Deposit	753.50		17,215.87
Paycheck	12/13/2024	Trenton D Davis	Direct Deposit	3,288.24		20,504.11
Paycheck	12/27/2024	BRYAN PROVOST ...	Direct Deposit	3,752.48		24,256.59
Paycheck	12/27/2024	Eliza K McGaha	Direct Deposit	1,832.00		26,088.59
Paycheck	12/27/2024	James J Goodley	Direct Deposit	6,730.77		32,819.36
Paycheck	12/27/2024	Rusty C Harris	Direct Deposit	3,230.40		36,049.76
Paycheck	12/27/2024	Tina M Rodriguez	Direct Deposit	1,180.00		37,229.76
Paycheck	12/27/2024	Trenton D Davis	Direct Deposit	3,653.60		40,883.36
Total WAGESPLANT				40,883.36	0.00	40,883.36
Total Expense				234,539.93	5,146.72	229,393.21
Net Income				234,539.93	233,341.36	-1,198.57



STATEMENT OF ACCOUNT

PTIF

UTAH PUBLIC TREASURERS' INVESTMENT FUND

Marlo M. Oaks, Utah State Treasurer, Fund Manager

PO Box 142315

350 N State Street, Suite 180

Salt Lake City, Utah 84114-2315

Local Call (801) 538-1042 Toll Free (800) 395-7665

www.treasurer.utah.gov

HEBER VALLEY SP SERV DIST

DENNIS GUNN

PO BOX 427

MIDWAY UT 84049-0427

Account

Account Period

1014

December 01, 2024 through December 31, 2024

Summary

Beginning Balance	\$ 2,450,378.20	Average Daily Balance	\$ 2,401,991.10
Deposits	\$ 9,661.53	Interest Earned	\$ 9,661.53
Withdrawals	\$ 100,000.00	360 Day Rate	4.6711
Ending Balance	\$ 2,360,039.73	365 Day Rate	4.7359

Date	Activity	Deposits	Withdrawals	Balance
12/01/2024	FORWARD BALANCE	\$ 0.00	\$ 0.00	\$ 2,450,378.20
12/17/2024	xfer for	\$ 0.00	\$ 100,000.00	\$ 2,350,378.20
12/31/2024	REINVESTMENT	\$ 9,661.53	\$ 0.00	\$ 2,360,039.73
12/31/2024	ENDING BALANCE	\$ 0.00	\$ 0.00	\$ 2,360,039.73



STATEMENT OF ACCOUNT

PTIF

UTAH PUBLIC TREASURERS' INVESTMENT FUND

Marlo M. Oaks, Utah State Treasurer, Fund Manager

PO Box 142315

350 N State Street, Suite 180

Salt Lake City, Utah 84114-2315

Local Call (801) 538-1042 Toll Free (800) 395-7665

www.treasurer.utah.gov

HEBER VALLEY SP SERV-IMPACT

DENNIS GUNN

PO BOX 427

MIDWAY UT 84049-0427

Account

Account Period

1524

December 01, 2024 through December 31, 2024

Summary

Beginning Balance	\$ 12,836,793.43	Average Daily Balance	\$ 12,836,793.43
Deposits	\$ 51,633.42	Interest Earned	\$ 51,633.42
Withdrawals	\$ 0.00	360 Day Rate	4.6711
Ending Balance	\$ 12,888,426.85	365 Day Rate	4.7359

Date	Activity	Deposits	Withdrawals	Balance
12/01/2024	FORWARD BALANCE	\$ 0.00	\$ 0.00	\$ 12,836,793.43
12/31/2024	REINVESTMENT	\$ 51,633.42	\$ 0.00	\$ 12,888,426.85
12/31/2024	ENDING BALANCE	\$ 0.00	\$ 0.00	\$ 12,888,426.85

Heber Valley Service District Expenses by Vendor Detail December 10, 2024 through January 7, 2025

Type	Date	Num	Memo	Account	Cir	Split	Debit	Credit	Balance
ACE TIMBERLINE									
Bill	01/07/2025	JANUARY	INV# 180703	5213000 PLANT EX...		ACCOUNTS P...	54.47		54.47
Bill	01/07/2025	JANUARY	INV# 180712	5213000 PLANT EX...		ACCOUNTS P...	23.95		78.42
Bill	01/07/2025	JANUARY	INV# 180704	5213000 PLANT EX...		ACCOUNTS P...	54.97		133.39
Bill	01/07/2025	JANUARY	INV# 180742	5213000 PLANT EX...		ACCOUNTS P...	35.99		169.38
Bill	01/07/2025	JANUARY	INV# 180887	5213000 PLANT EX...		ACCOUNTS P...	12.99		182.37
Bill	01/07/2025	JANUARY	INV# 181327	5213000 PLANT EX...		ACCOUNTS P...	69.98		252.35
Bill	01/07/2025	JANUARY	INV# 181379	5213000 PLANT EX...		ACCOUNTS P...	76.97		329.32
Total ACE TIMBERLINE							329.32	0.00	329.32
Addison Hicken									
Deposit	12/20/2024	612	HAY SALE INVOICE#103124	3740000 FARM INC...		1123000 CASH...		8,720.00	-8,720.00
Total Addison Hicken							0.00	8,720.00	-8,720.00
AMERICAN EQUIPMENT SYSTEMS LLC									
Deposit	12/20/2024	32022	REFUND OF OVERPAYMENT SEE DEPOSIT BACKUP	5213245 REPAIRS &...		1123000 CASH...		2,889.70	-2,889.70
Total AMERICAN EQUIPMENT SYSTEMS LLC							0.00	2,889.70	-2,889.70
AQUA ENGINEERING									
Bill	12/30/2024	JANUARY	INVOICE 29180	5215310 PROFESSI...		ACCOUNTS P...	560.00		560.00
Total AQUA ENGINEERING							560.00	0.00	560.00
BLUE STAKES OF UTAH									
Bill	01/07/2025	JANUARY	INVOICE UT202403554 - BILLABLE EMAIL NOTIFICATI...	5214310 PROFESSI...		ACCOUNTS P...	32.40		32.40
Total BLUE STAKES OF UTAH							32.40	0.00	32.40
CENTURYLINK									
Bill	12/31/2024	JANUARY	ACCOUNT NUMBER 334059231 - DEC. 07, 2024	5214270 UTILITIES		ACCOUNTS P...	344.59		344.59
Total CENTURYLINK							344.59	0.00	344.59
CHEMTECH/FORD									
Bill	12/30/2024	JANUARY	INVOICE 24K1936	5213240 OFFICE & L...		ACCOUNTS P...	1,177.00		1,177.00
Bill	12/30/2024	JANUARY	INVOICE 24L0156	5213240 OFFICE & L...		ACCOUNTS P...	932.00		2,109.00
Bill	12/30/2024	JANUARY	CREDIT MEMO 121724 - 12/17/2024	5213240 OFFICE & L...		ACCOUNTS P...		657.00	1,452.00
Bill	12/30/2024	JANUARY	INVOICE 24L0733	5213240 OFFICE & L...		ACCOUNTS P...	1,399.00		2,851.00
Bill	12/30/2024	JANUARY	INVOICE 24L1313	5213240 OFFICE & L...		ACCOUNTS P...	1,007.00		3,858.00
Total CHEMTECH/FORD							4,515.00	657.00	3,858.00
Child Support Services									
Check	12/12/2024	2021	Child Support Payment	Payroll Expenses		1123000 CASH...	451.64		451.64
Check	12/12/2024	2022	Child Support Payment	Payroll Expenses		1123000 CASH...	461.54		913.18
Total Child Support Services							913.18	0.00	913.18
CONSIDER IT CLEANED									
Bill	12/31/2024	JANUARY	NOVEMBER 2024	5215310 PROFESSI...		ACCOUNTS P...	200.00		200.00
Bill	12/31/2024	JANUARY	DECEMBER 2024	5215310 PROFESSI...		ACCOUNTS P...	200.00		400.00
Total CONSIDER IT CLEANED							400.00	0.00	400.00
ENBRIDGE GAS									
Bill	12/31/2024	JANUARY	ACCOUNT SUMMARY AS OF 12/12/2024	5213271 OTHER UTI...		ACCOUNTS P...	1,231.80		1,231.80
Total ENBRIDGE GAS							1,231.80	0.00	1,231.80

Heber Valley Service District Expenses by Vendor Detail December 10, 2024 through January 7, 2025

Type	Date	Num	Memo	Account	Cir	Split	Debit	Credit	Balance
ETS									
Bill	01/03/2025	JANUARY	INVOICE EM-71783	5215310 PROFESSI...		ACCOUNTS P...	1,994.01		1,994.01
Total ETS							1,994.01	0.00	1,994.01
Executech									
Bill	12/31/2024	JANUARY	INVOICE EXEC-183302	5215310 PROFESSI...		ACCOUNTS P...	113.50		113.50
Total Executech							113.50	0.00	113.50
HEBER CITY CORPORATION									
Bill	01/02/2025	JANUARY	JANUARY BOARD STIPEND - HEIDI FRANCO	5215312 DIRECTOR...		ACCOUNTS P...	350.00		350.00
Bill	01/02/2025	JANUARY	JANUARY BOARD STIPEND - YVONNE BARNEY	5215312 DIRECTOR...		ACCOUNTS P...	350.00		700.00
Bill	01/02/2025	JANUARY	JANUARY BOARD STIPEND - MIKE JOHNSTON	5215312 DIRECTOR...		ACCOUNTS P...	350.00		1,050.00
Total HEBER CITY CORPORATION							1,050.00	0.00	1,050.00
HEBER LIGHT & POWER									
Bill	01/07/2025	JANUARY	ACCOUNT 15115002	5213271 OTHER UTI...		ACCOUNTS P...	13,564.22		13,564.22
Bill	01/07/2025	JANUARY	ACCOUNT 15115003	5213271 OTHER UTI...		ACCOUNTS P...	1,073.00		14,637.22
Bill	01/07/2025	JANUARY	ACCOUNT 15115009	5213271 OTHER UTI...		ACCOUNTS P...	5,124.71		19,761.93
Bill	01/07/2025	JANUARY	ACCOUNT 15115001	5214270 UTILITIES		ACCOUNTS P...	45.51		19,807.44
Bill	01/07/2025	JANUARY	ACCOUNT 15115005	5214270 UTILITIES		ACCOUNTS P...	41.75		19,849.19
Bill	01/07/2025	JANUARY	ACCOUNT 15115006	5214270 UTILITIES		ACCOUNTS P...	47.30		19,896.49
Bill	01/07/2025	JANUARY	ACCOUNT 15115007	5214270 UTILITIES		ACCOUNTS P...	141.43		20,037.92
Bill	01/07/2025	JANUARY	ACCOUNT 15115008	5214270 UTILITIES		ACCOUNTS P...	44.72		20,082.64
Bill	01/07/2025	JANUARY	ACCOUNT 15115010	5214270 UTILITIES		ACCOUNTS P...	573.27		20,655.91
Total HEBER LIGHT & POWER							20,655.91	0.00	20,655.91
James Goodley									
Bill	01/07/2025	JANUARY	WEAU MID-YEAR CONFERENCE REGISTRATION	5213235 TRAINING, ...		ACCOUNTS P...	100.00		100.00
Bill	01/07/2025	JANUARY	LUNCH W/WES JOHNSON & NANCY O'TOOLE-MAG ...	5215310 PROFESSI...		ACCOUNTS P...	55.07		155.07
Bill	01/07/2025	JANUARY	PLASTIC CUPS FOR HAY SALE	5214000 FARM EXP...		ACCOUNTS P...	3.46		158.53
Bill	01/07/2025	JANUARY	CHEESE FOR HAY SALE BURGERS	5214000 FARM EXP...		ACCOUNTS P...	31.82		190.35
Bill	01/07/2025	JANUARY	DRIVE TO DWQ OFFICE FOR MEETING-DIFFERENC...	5213000 PLANT EX...		ACCOUNTS P...	13.40		203.75
Bill	01/07/2025	JANUARY	DRIVE TO DWQ OFFICE FOR ASSET MGMT WORKS...	5213000 PLANT EX...		ACCOUNTS P...	13.40		217.15
Bill	01/07/2025	JANUARY	RENEW WEF MEMBERSHIP	5213235 TRAINING, ...		ACCOUNTS P...	97.00		314.15
Total James Goodley							314.15	0.00	314.15
Johnson, Celeste 1									
Bill	12/31/2024	JANUARY	MIDWAY MERCANTILE GIFT CARD	5213000 PLANT EX...		ACCOUNTS P...	100.00		100.00
Bill	12/31/2024	JANUARY	THE MARKET AT MIDWAY - FLOWERS	5213000 PLANT EX...		ACCOUNTS P...	9.74		109.74
Total Johnson, Celeste 1							109.74	0.00	109.74
MOUNTAINLAND CONTRACTORS LLC									
Bill	01/03/2025	JANUARY	INVOICE NUMBER 2020 - BARN REPAIR	5214240 BLDG SUP...		ACCOUNTS P...	23,068.20		23,068.20
Total MOUNTAINLAND CONTRACTORS LLC							23,068.20	0.00	23,068.20
Old West Waste Solutions									
Bill	12/31/2024	JANUARY	INVOICE 1369	5214250 EQUIPMEN...		ACCOUNTS P...	762.00		762.00
Total Old West Waste Solutions							762.00	0.00	762.00

Heber Valley Service District Expenses by Vendor Detail December 10, 2024 through January 7, 2025

Type	Date	Num	Memo	Account	Cir	Split	Debit	Credit	Balance
OUTLAW EQUIPMENT RENTALS									
Bill	01/02/2025	JANUARY	INVOICE #1404-1	5213000 PLANT EX...		ACCOUNTS P...	350.00		350.00
Bill	01/02/2025	JANUARY	INVOICE #1404-2	5213000 PLANT EX...		ACCOUNTS P...	40.62		390.62
Total OUTLAW EQUIPMENT RENTALS							390.62	0.00	390.62
Parkland USA Corporation (RHINEHART OIL)									
Bill	12/31/2024	JANUARY	INVOICE IN-461112-24	5213000 PLANT EX...		ACCOUNTS P...	959.96		959.96
Total Parkland USA Corporation (RHINEHART OIL)							959.96	0.00	959.96
PUBLIC EMPLOYEE DIS. FUND									
Bill	01/02/2025	JANUARY	LONG-TERM DISABILITY PREMIUM FOR PERIODS 10...	5213130 BENEFITS		ACCOUNTS P...	265.03		265.03
Bill	01/02/2025	JANUARY	LONG-TERM DISABILITY PREMIUM FOR PERIODS 10...	5214130 BENEFITS(1)		ACCOUNTS P...	74.15		339.18
Total PUBLIC EMPLOYEE DIS. FUND							339.18	0.00	339.18
RAY QUINNEY & NEBEKER P.C.									
Bill	12/31/2024	JANUARY	INVOICE 794701	5215300 LEGAL EX...		ACCOUNTS P...	2,604.00		2,604.00
Total RAY QUINNEY & NEBEKER P.C.							2,604.00	0.00	2,604.00
SIMPSON FENCE LLC									
Bill	01/03/2025	JANUARY	DEPOSIT ON INVOICE INV0286	5213000 PLANT EX...		ACCOUNTS P...	14,000.00		14,000.00
Total SIMPSON FENCE LLC							14,000.00	0.00	14,000.00
SKM INC									
Bill	12/30/2024	JANUARY	INVOICE 29204	5215310 PROFESSI...		ACCOUNTS P...	16,628.45		16,628.45
Total SKM INC							16,628.45	0.00	16,628.45
SMITH & LOVELESS, INC									
Bill	12/31/2024	JANUARY	INVOICE 181479	5213245 REPAIRS &...		ACCOUNTS P...	4,624.92		4,624.92
Total SMITH & LOVELESS, INC							4,624.92	0.00	4,624.92
State of Utah									
Deposit	01/02/2025	F14969236	WASTE WATER SURVEILLANCE	5741120 MISC INCO...		1123000 CASH...		360.00	-360.00
Total State of Utah							0.00	360.00	-360.00
THATCHER COMPANY, INC.									
Bill	01/07/2025	JANUARY	INVOICE 2025100100047 - CALCIUM NITRATE	5213272 SALT & CH...		ACCOUNTS P...	3,726.15		3,726.15
Total THATCHER COMPANY, INC.							3,726.15	0.00	3,726.15
TOM LAZENBY									
Deposit	01/02/2025	9870	HAY SALE 2024 INVOICE 120424-TL	3740000 FARM INC...		1123000 CASH...		4,960.10	-4,960.10
Total TOM LAZENBY							0.00	4,960.10	-4,960.10
USA BLUEBOOK									
Bill	01/02/2025	JANUARY	INV00506853	5213000 PLANT EX...		ACCOUNTS P...	379.91		379.91
Bill	01/02/2025	JANUARY	SCN191834	5213000 PLANT EX...		ACCOUNTS P...		108.30	271.61
Bill	01/02/2025	JANUARY	INV00553820	5213000 PLANT EX...		ACCOUNTS P...	2.80		274.41
Bill	01/02/2025	JANUARY	INV00553762	5213000 PLANT EX...		ACCOUNTS P...	635.54		909.95
Bill	01/02/2025	JANUARY	INV000553724	5213000 PLANT EX...		ACCOUNTS P...	35.95		945.90
Bill	01/02/2025	JANUARY	INV00580383	5213000 PLANT EX...		ACCOUNTS P...	996.87		1,942.77
Total USA BLUEBOOK							2,051.07	108.30	1,942.77

Heber Valley Service District Expenses by Vendor Detail December 10, 2024 through January 7, 2025

Type	Date	Num	Memo	Account	Cir	Split	Debit	Credit	Balance
UTAH BROADBAND									
Bill	12/31/2024	JANUARY	STATEMENT 59900 - SERVICE PERIOD DEC 11, 2024...	5213271 OTHER UTI...		ACCOUNTS P...	99.00		99.00
Total UTAH BROADBAND							99.00	0.00	99.00
UTAH LOCAL GOVERNMENTS TRUST									
Deposit	12/20/2024	051749	REFUND - OVERPAYMENT OF WORKER'S COMP IN...	5213130 BENEFITS		1123000 CASH...		1,142.10	-1,142.10
Bill	01/02/2025	JANUARY	JANUARY 2025 WORKER'S COMP PAYMENT	5213130 BENEFITS		ACCOUNTS P...	223.97		-918.13
Total UTAH LOCAL GOVERNMENTS TRUST							223.97	1,142.10	-918.13
VALLEY KUBOTA									
Bill	12/31/2024	JANUARY	DOCUMENT #: HEB-286080	5213000 PLANT EX...		ACCOUNTS P...	449.98		449.98
Total VALLEY KUBOTA							449.98	0.00	449.98
Wasatch Auto									
Bill	12/31/2024	JANUARY	INVOICE 310582	5214000 FARM EXP...		ACCOUNTS P...	10.99		10.99
Total Wasatch Auto							10.99	0.00	10.99
WASATCH COUNTY									
Deposit	12/20/2024	0259719	IMPACT FEE - PERMIT #24-639	3740010 IMPACT FE...		1123000 CASH...		4,170.00	-4,170.00
Bill	01/02/2025	JANUARY	BRYAN PROVOST	5213130 BENEFITS		ACCOUNTS P...	2,137.07		-2,032.93
Bill	01/02/2025	JANUARY	JAMES GOODLEY	5213130 BENEFITS		ACCOUNTS P...	2,014.67		-18.26
Bill	01/02/2025	JANUARY	RUSTY HARRIS	5213130 BENEFITS		ACCOUNTS P...	1,991.27		1,973.01
Bill	01/02/2025	JANUARY	TRENT DAVIS	5213130 BENEFITS		ACCOUNTS P...	2,005.67		3,978.68
Bill	01/02/2025	JANUARY	JANUARY 2025 BOARD STIPEND - COLLEEN BONNER	5215312 DIRECTOR...		ACCOUNTS P...	350.00		4,328.68
Total WASATCH COUNTY							8,498.68	4,170.00	4,328.68
WAVE PUBLISHING									
Bill	12/31/2024	JANUARY	NOTICE ADMIN BOARD 2025 BUDGET	5213000 PLANT EX...		ACCOUNTS P...	39.31		39.31
Total WAVE PUBLISHING							39.31	0.00	39.31
Zions BAnkcard									
Bill	12/11/2024	NOVEMBER	NETWORK SOLUTIONS - DOMAIN HOSTING	5213710 OFC SUPP...		ACCOUNTS P...	72.93		72.93
Bill	12/11/2024	NOVEMBER	AT&T BILL PAYMENT	5213000 PLANT EX...		ACCOUNTS P...	82.38		155.31
Bill	12/11/2024	NOVEMBER	USPS - STAMPS	5213000 PLANT EX...		ACCOUNTS P...	146.00		301.31
Bill	12/11/2024	NOVEMBER	DEQ STORM WATER - TRAINING	5213235 TRAINING, ...		ACCOUNTS P...	50.00		351.31
Bill	12/11/2024	NOVEMBER	AMAZON - OFFICE SUPPLIES	5213000 PLANT EX...		ACCOUNTS P...	146.15		497.46
Bill	12/11/2024	NOVEMBER	SPORTSMANS INTERNET STORE	5213000 PLANT EX...		ACCOUNTS P...	15.65		513.11
Bill	12/11/2024	NOVEMBER	SPORTSMANS INTERNET STORE	5213000 PLANT EX...		ACCOUNTS P...	766.39		1,279.50
Bill	12/11/2024	NOVEMBER	NEMA SUPPLY	5213000 PLANT EX...		ACCOUNTS P...	156.99		1,436.49
Bill	12/11/2024	NOVEMBER	CUMMINS	5213245 REPAIRS &...		ACCOUNTS P...	533.00		1,969.49
Bill	12/11/2024	NOVEMBER	CUMMINS	5213245 REPAIRS &...		ACCOUNTS P...	533.00		2,502.49
Bill	12/11/2024	NOVEMBER	KNEADERS	5213000 PLANT EX...		ACCOUNTS P...	307.25		2,809.74
Bill	12/11/2024	NOVEMBER	MCAFEE.COM	5213710 OFC SUPP...		ACCOUNTS P...	162.51		2,972.25
Bill	12/11/2024	NOVEMBER	JIFFY LUBE	5213274 TRUCK EX...		ACCOUNTS P...	206.96		3,179.21
Bill	12/11/2024	NOVEMBER	HUMPHRIES INC SLC	5213000 PLANT EX...		ACCOUNTS P...	296.05		3,475.26
Bill	12/11/2024	NOVEMBER	NETWORK SOLUTIONS	5213710 OFC SUPP...		ACCOUNTS P...	72.93		3,548.19
Bill	12/11/2024	NOVEMBER	MOTION INDUSTRIES	5213000 PLANT EX...		ACCOUNTS P...	599.56		4,147.75
Bill	12/11/2024	NOVEMBER	LATE FEE	5213242 BANK CHA...		ACCOUNTS P...	39.00		4,186.75
Bill	12/11/2024	NOVEMBER	FINANCE CHARGE	5213242 BANK CHA...		ACCOUNTS P...	73.10		4,259.85
Bill	12/30/2024	JANUARY	THE HOME DEPOT	5213000 PLANT EX...		ACCOUNTS P...	431.93		4,691.78
Bill	12/30/2024	JANUARY	ATT BILL PAYMENT	5213271 OTHER UTI...		ACCOUNTS P...	82.42		4,774.20
Bill	12/30/2024	JANUARY	AMAZON.COM - OFFICE SUPPLIES	5213710 OFC SUPP...		ACCOUNTS P...	76.37		4,850.57
Bill	12/30/2024	JANUARY	AMAZON.COM - COMPUTER MONITORS	5213710 OFC SUPP...		ACCOUNTS P...	216.69		5,067.26
Bill	12/30/2024	JANUARY	PSI SERVICES - EXAM	5213235 TRAINING, ...		ACCOUNTS P...	106.00		5,173.26

Heber Valley Service District Expenses by Vendor Detail December 10, 2024 through January 7, 2025

Type	Date	Num	Memo	Account	Cir	Split	Debit	Credit	Balance
Bill	12/30/2024	JANUARY	AMAZON.COM - OFFICE SUPPLIES	5213710 OFC SUPP...		ACCOUNTS P...	46.58		5,219.84
Bill	12/30/2024	JANUARY	AMAZON.COM - OFFICE SUPPLIES	5213710 OFC SUPP...		ACCOUNTS P...	42.52		5,262.36
Bill	12/30/2024	JANUARY	MCAFEE	5215310 PROFESSI...		ACCOUNTS P...	216.69		5,479.05
Bill	12/30/2024	JANUARY	AMAZON.COM - SUPPLIES	5213710 OFC SUPP...		ACCOUNTS P...	14.45		5,493.50
Bill	12/30/2024	JANUARY	STAMPMAKER - CORPORATE SEAL STAMP	5213710 OFC SUPP...		ACCOUNTS P...	54.63		5,548.13
Bill	12/30/2024	JANUARY	RS WAREHOUSE STAMPLS - NEW BANK STAMP	5213710 OFC SUPP...		ACCOUNTS P...	24.75		5,572.88
Bill	12/30/2024	JANUARY	WAVE PUBLISHING - JOB POSTING	5215310 PROFESSI...		ACCOUNTS P...	34.50		5,607.38
Bill	12/30/2024	JANUARY	AMAZON.COM - SUPPLIES	5213710 OFC SUPP...		ACCOUNTS P...	20.35		5,627.73
Bill	12/30/2024	JANUARY	PSI SERVICES - EXAM	5213235 TRAINING, ...		ACCOUNTS P...	106.00		5,733.73
Bill	12/30/2024	JANUARY	AMAZON.COM - OFFICE SUPPLIES	5213710 OFC SUPP...		ACCOUNTS P...	48.50		5,782.23
Bill	12/30/2024	JANUARY	AMAZON.COM - SUPPLIES	5213710 OFC SUPP...		ACCOUNTS P...	131.25		5,913.48
Bill	12/30/2024	JANUARY	DOMAIN NETWORKS	5213000 PLANT EX...		ACCOUNTS P...	289.00		6,202.48
Bill	12/30/2024	JANUARY	BATTERIES + BULBS	5213000 PLANT EX...		ACCOUNTS P...	50.30		6,252.78
Bill	12/30/2024	JANUARY	AMAZON.COM - SUPPLIES	5213710 OFC SUPP...		ACCOUNTS P...	43.32		6,296.10
Bill	12/30/2024	JANUARY	MCAFEE - CREDIT	5215310 PROFESSI...		ACCOUNTS P...		216.69	6,079.41
Bill	12/30/2024	JANUARY	MCAFEE - CREDIT	5215310 PROFESSI...		ACCOUNTS P...		162.51	5,916.90
Bill	12/30/2024	JANUARY	NETWORK SOLUTIONS	5215310 PROFESSI...		ACCOUNTS P...	72.93		5,989.83
Bill	12/30/2024	JANUARY	PSI EXAMS	5213235 TRAINING, ...		ACCOUNTS P...	106.00		6,095.83
Bill	12/30/2024	JANUARY	AMAZON.COM - OFFICE SUPPLIES	5213710 OFC SUPP...		ACCOUNTS P...	27.62		6,123.45
Bill	12/30/2024	JANUARY	AMAZON.COM - OFFICE SUPPLIES	5213710 OFC SUPP...		ACCOUNTS P...	7.79		6,131.24
Bill	12/30/2024	JANUARY	ADOBE - ADOBE PRO	5213710 OFC SUPP...		ACCOUNTS P...	259.91		6,391.15
Bill	12/30/2024	JANUARY	FINANCE CHARGE	5213242 BANK CHA...		ACCOUNTS P...	92.08		6,483.23
Total Zions BAnkcard							6,862.43	379.20	6,483.23
TOTAL							117,902.51	23,386.40	94,516.11

**MINUTES OF THE
HEBER VALLEY SPECIAL SERVICE DISTRICT
DECEMBER 12, 2024 – 5:30PM**

PRESENT: Celeste Johnson Chair
 Heidi Franco Vice-chair
 Brenda Christensen Board member
 Clair Provost Board member
 Steve Farrell Board member
 Yvonne Barney Board member
 Mike Johnston Board member

ALSO PRESENT: James Goodley General Manager
 Tina Rodriguez Clerk
 Bryan Provost HVSSD (electronic participation)
 Eliza McGaha Administrative Assistant
 Trent Davis HVSSD
 Rusty Harris HVSSD
 Wes Johnson Midway City
 Mark Anderson Zions Bank

AGENDA ITEMS:

1. Consent Agenda
 - a. Balance Sheet November 2024
 - b. Bank Reconciliation November 2024
 - c. P&L November 2024
 - d. PTIF General Fund November 2024
 - e. PTIF Impact Fee Fund November 2024
 - f. Warrant list approval
 - g. November 2024 Board Meeting Minutes
2. Fence Repair Project – Motion to Approve (Jim Goodley-10 mins)
3. Manager’s Report (Jim Goodley – 15 mins)
4. Closed Session (Optional) – Discuss Potential Litigation or Personnel Matters

PUBLIC HEARING:

1. Bond Hearing- Take public comments concerning Bond Resolution 2024-11 with respect to:
 - a. the issuance of not to exceed \$23,000,000 of sewer revenue bonds and
 - b. the potential economic impact that the improvements to be financed with the proceeds of said bonds will have on the private sector.
2. Budget Hearing- Take public comments with respect to the calendar year 2025 preliminary budget and consider adoption per Resolution 2024-13 of the final budget for 2025.

Celeste Johnson called the meeting to order at 5:36 p.m.

1. Consent Agenda

- b. Balance Sheet November 2024
- c. Bank Reconciliation November 2024
- d. P&L November 2024
- e. PTIF General Fund November 2024
- f. PTIF Impact Fee Fund November 2024
- g. Warrant list approval
- h. November 2024 Board Meeting Minutes

MOTION: A motion was made by Heidi Franco to approve the consent agenda subject to the clarification of that one item. The motion was seconded by Steve Farrell.

The motion carried with the following vote:

YES: Celeste Johnson, Heidi Franco, Brenda Christensen, Steve Farrell, Clair Provost, Yvonne Barney, Mike Johnston

NO: None

ABSTAIN: None

2. Fence Repair Project – Motion to Approve (Jim Goodley-10 mins)

Mr. Goodley said they received three quotes to repair a portion of the fencing. He recommended going with Simpson Fence. Steve Farrell suggested the Provo River Mitigation Committee be contacted to see if they would be interested in helping.

MOTION: A motion was made by Steve Farrell to award the bid to Simpson Fence. The motion was seconded by Clair Provost.

DISCUSSION: Clair Provost wanted it to be clarified that the fence repair is for security and liability purposes.

The motion carried with the following vote:

YES: Celeste Johnson, Heidi Franco, Brenda Christensen, Steve Farrell, Clair Provost, Yvonne Barney, Mike Johnston

NO: None

ABSTAIN: None

3. Manager's Report (Jim Goodley – 15 mins)

Mr. Goodley presented his manager's report.

Clair Provost stated that Mr. Goodley's reports are excellent. Celeste Johnson requested Mr. Goodley create a document to keep track of the maintenance projects.

There was some discussion regarding the odor control and monitoring of the lift station with flow coming from Heber City. They were using a chemical and now it is calcium nitrate. It was suggested that a sealed manhole on the gravity line would help and would also prevent people from dumping their camper/RV waste into the line.

The meeting was paused to go into the Public Hearing at 6:02 p.m.

The board meeting resumed at 6:45 p.m.

Mr. Goodley finished presenting the manager's report.

4. Closed Session (Optional) – Discuss Potential Litigation or Personnel Matters

There was no closed session.

MOTION: A motion was made by Steve Farrell to adjourn. The motion was seconded by Clair Provost.

The motion carried with the following vote:

YES: Yvonne Barney, Brenda Christensen, Mike Johnston, Heidi Franco, Steve Farrell, Clair Provost, Celeste Johnson

NO: None

ABSTAIN: None

The meeting was adjourned at 7:14 p.m.

APPROVED on this _____ day of _____, 2024

Celeste Johnson, Chair

Eliza McGaha, Secretary

**MINUTES OF THE
HEBER VALLEY SPECIAL SERVICE DISTRICT
PUBLIC HEARING
DECEMBER 12, 2024 – 6:00PM**

PRESENT:	Celeste Johnson	Chair
	Heidi Franco	Vice-chair
	Brenda Christensen	Board member
	Clair Provost	Board member
	Steve Farrell	Board member
	Yvonne Barney	Board member
	Mike Johnston	Board member

ALSO PRESENT:	James Goodley	General Manager
	Tina Rodriguez	Clerk
	Eliza McGaha	Administrative Assistant
	Trent Davis	HVSSD
	Rusty Harris	HVSSD
	Wes Johnson	Midway City
	Mark Anderson	Zions Bank

AGENDA:

PUBLIC HEARING:

1. Bond Hearing- Take public comments concerning Bond Resolution 2024-11 with respect to:
 - a. the issuance of not to exceed \$23,000,000 of sewer revenue bonds and
 - b. the potential economic impact that the improvements to be financed with the proceeds of said bonds will have on the private sector.
2. Budget Hearing- Take public comments with respect to the calendar year 2025 preliminary budget and consider adoption per Resolution 2024-13 of the final budget for 2025.

Celeste Johnson opened the Public Hearing at 6:02 p.m.

1. Bond Hearing- Take public comments concerning Bond Resolution 2024-11 with respect to:

- a. the issuance of not to exceed \$23,000,000 of sewer revenue bonds and
- b. the potential economic impact that the improvements to be financed with the proceeds of said bonds will have on the private sector.

Mark Anderson from Zions Bank explained process of issuing the sewer revenue bonds. The two routes available for bonding are private placement and the open market. Private placement is the easiest and least demanding route for the district and is the most favorable way to go because the district will not need to have a bond rating as they would if they went to the open market for the bonds. The CIB bond is a separate bond, and the terms are already identified.

Mark Austin was the only member of the public in attendance and there was no one participating online. He did not state any opposition to the bonds.

2. Budget Hearing- Take public comments with respect to the calendar year 2025 preliminary budget and consider adoption per Resolution 2024-13 of the final budget for 2025.

The budget was reviewed for the public. Mark Austin was the only member of the public in attendance, and no one was participating online.

Mr. Austin commented that he did a quick analysis, and the rates are low. He said he would like to see the district do more public relations to educate the people, so they understand. It would be helpful to have more open and transparent public relations. Clair Provost was in support of Mr. Austin's suggestion of a strategic public relations plan.

Wes Johnson questioned if Heber City and Midway Sanitation District were anticipating their rates to go up when the district does a rate increase. It will take Zions about a month to do the rate analysis.

Celeste Johnson closed the Public Hearing at 6:43 p.m.

MOTION: A motion was made by Steve Farrell to adopt Resolution 2024-13 the final budget for 2025. The motion was seconded by Clair Provost.

The motion carried with the following vote:

YES: Yvonne Barney, Brenda Christensen, Mike Johnston, Heidi Franco, Steve Farrell, Clair Provost, Celeste Johnson

NO: None
ABSTAIN: None

The Public Hearing was adjourned at 6:45 p.m.

APPROVED on this _____ day of _____, 2024

Celeste Johnson, Chair

Eliza McGaha, Secretary

DRAFT

3.



HEBER VALLEY SPECIAL SERVICE DISTRICT

1000 East Main Street
Midway, UT 84049-0427
Phone: (435) 654-2248

2025 BOARD MEETING SCHEDULE

The following are the planned dates for regular meetings of the Heber Valley Special Service District, HVSSD, Administrative Control Board. Board Meetings are normally held the second Thursday of every month at 4:00 PM at the HVSSD Administration Building located at 1000 East Main Street, Midway, UT 84049. Meeting dates and times are subject to change.

PROPOSED 2025 MEETING DATES

January 9, 2025
February 13, 2025
March 13, 2025
April 10, 2025
May 8, 2025
June 12, 2025
July 10, 2025
August 14, 2025
September 11, 2025
October 9, 2025
November 13, 2025
December 11, 2025

ELECTRONIC PARTICIPATION: If you are interested in participating via electronic media, please go to our HVSSD website for the link at hvssd.org. Published on the State Public Notice Website, www.hvssd.org and at the Heber Valley Special Service District Administration Building.

4.

Irrigation Pump Station Maintenance Project

Gate and Check Valve Replacement

Reason: Replace inoperable/obsolete valves for pump isolation/backflow prevention

Description: Replace 6" gate and check valve (qty 2)

Replace 10" gate and check valves (qty 8)

Recommendation: Consider award to Mountainland Supply since their products meet AWWA standards, while the low bidders (CVI) do not. Mountainland's bid also includes accessories to modify piping to accommodate new valves.

Bidder/Quote	Description	Costs	Comments
Mountainland Supply	DI Class 125, Resilient seated gate valves, Class 125, NRS, flanged ends, AWWA and NSF rated (Mfr: Waterous) DI Class 125, Swing check valves, flanged ends, resilient seat, AWWA Rated (Mfr: SCI) * Includes pipe spools and flange packs for refitting connecting piping)	\$25,861.87	Valves are AWWA rated, price includes piping and accessories (~ \$3K) to refit piping.
CVI	CI Class 125, Bronze Seated, Rising stem, flanged ends, MSS SP-70 Rated, (Mfr: Walworth) CI Class 125, Swing Check Valves, Bronze Seated, Flanged ends, MSS-SP71 Rated, (Mfr: Walworth)	\$11,525.00	Valves are <u>not AWWA rated</u> , designed more for oil and gas industry. Metal seating not ideal for water applications. CVI not very active in water/ww market.
Rocky Mountain Valve & Automation	CI Class 125, Resilient Seated gate, AWWA rated, NRS , 2" nut, flanged ends, (Mfr: MPI/McWane), CI Class 125, swing check valve, resilient seat, flanged ends, AWWA and NSF rated, (Mfr: MPI/McWane)	\$38,439.95	

No documents were provided for agenda item 5.

Heber Valley Special Service District

Board Meeting

January 9, 2025

MANAGERS REPORT

1. THE FARM

- a. Barn repairs are complete
- b. Barn floor to be improved/regraded
- c. Filling Pivot Ruts
- d. Making Fence Repairs
- e. Farm clean-up/old junk removal

2. LAGOONS

- a. **Irrigation Pump Station Maintenance**
 - i. Valve (check and gate) Replacement – Consider award, (separate agenda item)
 - ii. Pump Service planned late January
- b. **Dredging And Aeration Project**
 - i. Sludge samples taken this week- additional data
 - ii. Bidding Documents preparation in progress
- c. **Odor Control Update**
 - i. No noticeable odors from lagoons

3. MECHANICAL PLANT

- a. **South & North Trains**
 - i. Both trains in continuous operation
 - ii. Nitrification struggling with colder temperatures, no longer completely nitrifying
 1. Reduced flow through mechanical plant from ~1.4 MGD to ~ 1.2 MGD to maintain sufficient nitrification/TIN limits
- b. **Misc Items**
 - i. Placed order for composite sampler dedicated for mechanical plant- was in capital project budget.
 - ii. Switched flow from north to south RIB's on 12/30
- c. **Maintenance Work**
 - i. Grit System
 1. Replaced mixer impeller on grit chamber, original impeller was inverted.
 2. Replaced mechanical seal on grit pump- lost priming capability
 3. Found impeller cracked on grit pump during seal change – replaced impeller
 - ii. Failure/alarms of direct drive equipment (mixers/clarifiers/scum pumps)

1. Troubleshooting found to be settings on Motor Savers- amperage variation too low – adjusted and working better
2. Motor Saver failed on scum pump, replaced. Ordering spare units for future
- iii. UV System – working with vendor on possible recommissioning
- iv. SCADA System Troubleshooting
 1. Working with SKM to remedy loss of communication issues/false alarms- particularly at Midway headworks. Occurring on radio communication devices/locations.
- v. STM Aerotors- Planning to order spare parts from WesTech for maintenance needs – capital budget item
- vi. RIB's
 1. Vegetation removal from south RIB cells
 - a. Burned some growth with assist/coord from Fire District
 - b. Removed willows with rental mini-trackhoe

4. PROJECTS/MISCELLANEOUS

a. CIB Project

- i. Midway Lift Station
 1. Project Complete
 2. Final Pay Requests (in this month's warrants)
- ii. Headworks Upgrade
 1. 90% Plans issued by Aqua Engineers – in review
 2. Awaiting specs
- iii. Mechanical Plant Expansion
 1. Continue to pause until direction/permitting from DWQ is clear
 2. Consider design of dewatering project separately.

b. Odor Monitoring and Control

- i. Lift Station Monitoring
 1. Continued addition of Calcium Nitrate
 2. Initial results are promising – H2S levels are noticeably lower (see data in Board packet)
 3. Reduced dosage from 10 gpd to 3 gpd
- ii. Lagoons
 1. No noticeable odors
 2. DHHS Update – still planning for monitoring in spring

5. REGULATORY/PERMITTING

- a. DWQ Letter Response
 - i. Drafted letter/data response to DWQ (see draft in Board packet)
 - ii. Review by Martha/AQUA in progress
 - iii. Potentially significant repercussions- more stringent permit

6. ADMINISTRATIVE

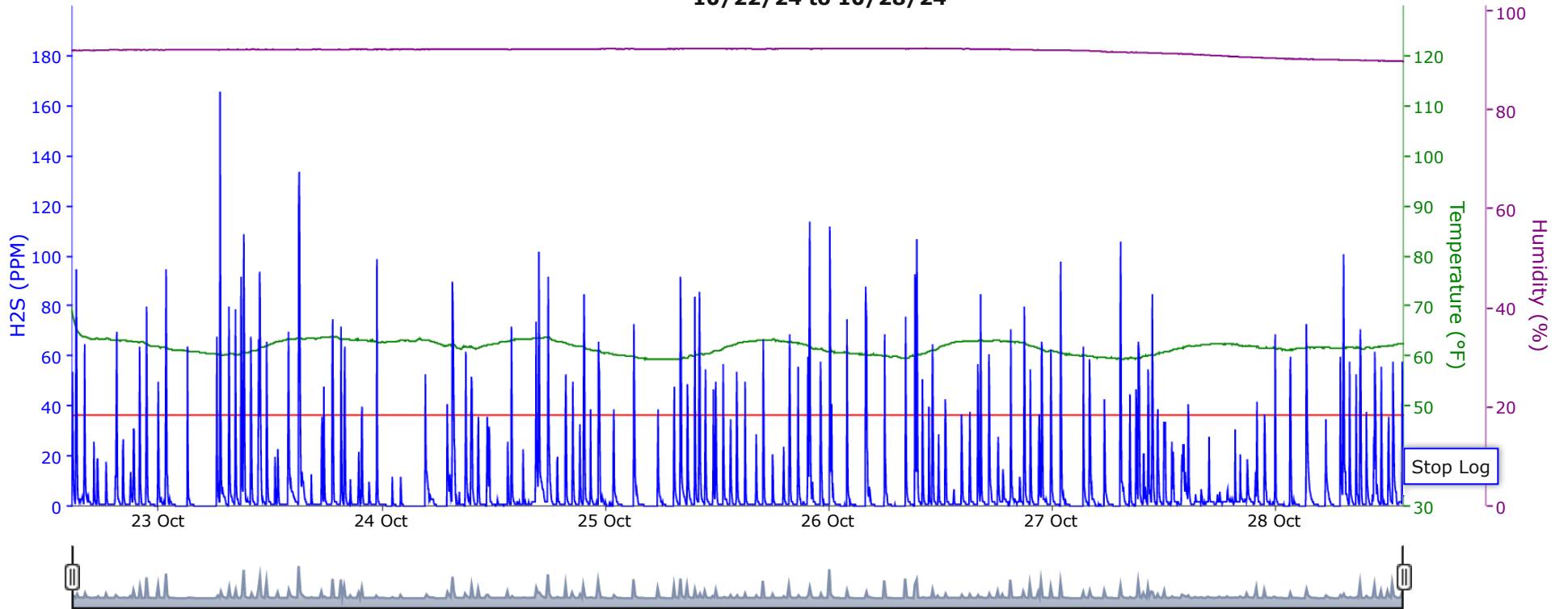
- a. Operations Team
 - i. Salary adjustments planned since nearing the end of six-month probationary period. Salary increases were included in the approved budget.

- b. Septage Receiving
 - i. New rates take effect 1/1/2025
 - ii. Permit renewal for haulers is also in process to start the year.
- c. Time Sheets
 - i. Have updated and improved time sheets to start 2025.
 - ii. Signatures and secure copies required
- d. Asset Management
 - i. Beginning plan development
 - ii. Team effort to divide and conquer

— H2S (PPM) — Temperature (°F) — Humidity (%) — Battery (Volts)

[10/22/2024, 2:42:11 PM --- 10/28/2024, 1:54:11 PM] [H2S-2

Michie Lane Center Street 10/22/24 to 10/28/24



Stop Log

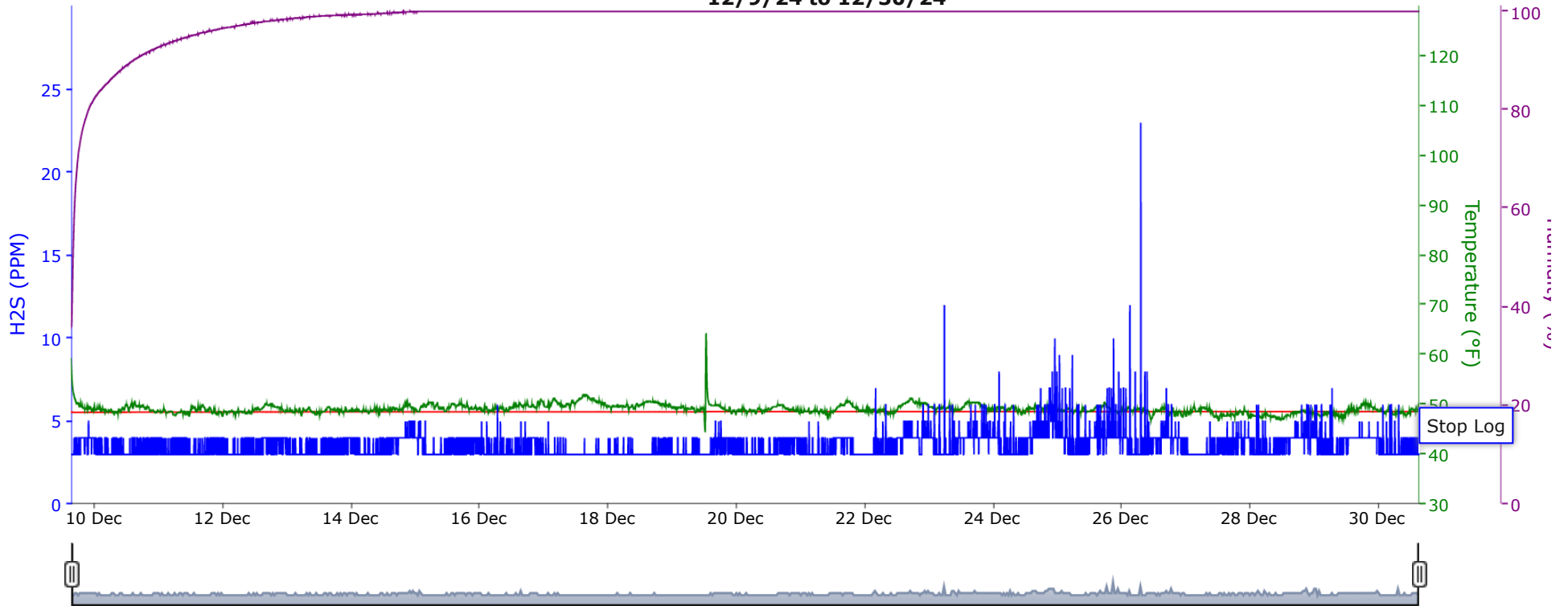
Average: 7.52 PPM; Minimum: 0 PPM; Maximum: 166 PPM [10/22/2024, 2:42:11 PM --- 10/28/2024, 1:54:11 PM]

Choose File No file chosen

Choose File No file chosen

— H2S (PPM) — Temperature (°F) — Humidity (%) — Battery (Volts) [12/9/2024, 3:31:53 PM-06:00 --- 12/30/2024, 3:37:53 PM-06:00] [H2S]

Michie Lane Center Street 12/9/24 to 12/30/24



Average: 3.52 PPM; Minimum: 3 PPM; Maximum: 23 PPM [12/9/2024, 3:31:53 PM-06:00 --- 12/30/2024, 3:37:53 PM-06:00]

January x, 2025

Utah Department of Environmental Quality
Division of Water Quality
195 North 1950 West
PO Box 144870
Salt Lake City, Utah 84114-4870
Attn: John Mackey, P.E., Director

Re: Heber Valley Special Service District
Information Request

Dear Mr. Mackey,

HVSSD is in receipt of your letter dated November 19, 2024 pertaining to permitting and compliance. This letter requested specific information as follows: related to the current operations and future plans with respect to

1. Current loading of phosphorus, nitrate and TDS including plans for future loading reductions.
2. Explain mechanical plant exceedances of the TIN limit of 10 mg/L given in the facilities Approval in Concept letter dated August 10, 2010.
3. Provide a current approved Reuse Project Plan to continue land -applying effluent

Responses to each of these items are presented below.

ITEM 1 – Current Loadings

Operating data for the past two years (2023-2024) was used to develop the current loadings. A summary of the current loading is presented in the following table. The values presented in the table represent the average of these loadings over the given timeframe.

Disposal Method	Units	Loading		
		Total Phosphorus	Nitrate Nitrogen	Total Dissolved Solids
RIB's	(lbs/day)	17.3	37.1	7442
Lagoon Seepage	(lbs/day)	18.9	15.4	2697
Land Application*	(lbs/acre)	24.0	17.2	6499

- 2024 Values

For numerous reasons the above average loadings may not be representative of current operations, particularly for the RIB's. A handful of significant changes have been made which have altered the performance of the treatment process. The following notable changes have occurred:

- The second process train of the mechanical plant was placed into service on 7/2/2024. It had been out of service for several years. Flow through the mechanical plant has roughly tripled (from ~ 0.4 MGD to ~1.2 MGD) since prior to that date. As a result, some loads to the RIB's have increased.
- The solids retention time, SRT, of the activated sludge process was increased to improve nitrification with a resulting increase in nitrate. This occurred in March 2024.
- The internal recycle pump was found to be installed incorrectly and was not providing any recycle. Once corrected, denitrification was established in the anoxic zone and nitrogen removal improved. Prior to this the anoxic zone was functioning more like an anaerobic zone and Enhanced Biological Phosphorus Removal, EBPR, was occurring. After the recycle was established EBPR was noticeably reduced.

~~Attachment A to this response has been included to illustrate these influence of the changes and how it has impacted performance and loadings.~~

A series of figures, included as Attachment A, have been included which illustrate the effects of these changes and the variation/inconsistency in performance . A brief discussion of each figure and/or parameter follows.

Figure 1 -Phosphorus: Effluent phosphorus concentrations were very low for all of 2023 and until June of 2024 when the recycle pump was reestablished. Concentrations and loading have increased since this time since EBPR has been reduced and plant flow has increased.

Figure 2 – TIN and Nitrate: Prior to March of 2024 nitrification was inconsistent, and TIN was comprised primarily of ammonia. When nitrification did occur, denitrification was limited due to the malfunctioning recycle pump. Once nitrification was established nitrate concentrations increased significantly – see March- April 2024 results. Once the recycle pump was repaired (4/29/24) nitrate and TIN concentrations lowered down to expected levels and have remained consistently low since then.

TDS (no figure): TDS is not a requirement in HVSSD's operating permit and therefore has not been sampled regularly in the mechanical plant effluent. Five samples have been collected recently. The following table summarizes the data.

Sample Date	TDS (mg/L)
7/11/24	708
11/25/24	672
12/3/24	776
12/10/24	632
12/17/24	656
Average	689

The average TDS loading to the RIB's was calculated using the average of the five daily loadings corresponding to each sample day. Average loading over the past two years would be considerably less, ~3600 lb/day, due to lower flows.

Lagoon loading due to seepage was estimated based on the average concentration of constituents as measured in the effluent from lagoon Cell 3. This is the only location within the lagoons that is sampled on a regular basis (roughly monthly) and also represents an approximate midpoint in the lagoon process. Regarding flow or seepage from the lagoons, an assumption was made that the rate of seepage from all lagoons was half of the allowable rate which equates to approximately 3200 gal/acre/day. The total acreage for all lagoons is 105.7 acres with an estimated seepage rate of 338,000 gal/day. (Note the facts that Cell 1 A has a membrane liner and winter storage cells 4 and 5 are essentially empty roughly 3 months each year were not considered.) The preceding table provides the corresponding estimated loadings due to lagoon seepage. Figure 3 in Attachment A provides both nitrogen and phosphorus results for Cell 3 and illustrates the seasonally based performance of the lagoon system.

It is noted that TDS loading due to seepage was determined from irrigation water samples (from Cell 5) since TDS is not analyzed from Cell 3. A limited number (5 total) of TDS samples were taken in 2024 giving an average of 957 mg/L.

Loading to the land application site was considered on an annual basis to account for each irrigation season. Average load was determined by using total annual flow of irrigation water, average effluent concentrations from annual samples and the total irrigated acreage. The table below provides a summary of loadings to the land application site for 2023 and 2024.

Parameter	Units	2023	2024
Total Flow	(MG)	500.7	370.6
Irrigated Acres	(acres)	455	455
Loading			
TIN	(lbs/acre)	87.0	37.5
NH ₃ -N	(lbs/acre)	80.5	18.3
NO ₃ -N	(lbs/acre)	4.5	17.2
TP	(lbs/acre)	38.5	24.0
TDS	(lbs/acre)	8782 ⁽¹⁾	6499

(1) Average TDS for 2024 was used since no TDS samples in 2023

Figure 4 provides a plot of the nitrogen and phosphorus concentrations in the irrigation water over the past two years.

Information was also requested concerning expansion plans and reduction of loadings. At this time expansion plans include improving and expanding the mechanical treatment facility. The expansion envisions converting the existing process tanks, including the anoxic basins, to diffused aeration and constructing new anoxic zone(s). Alternatively, a third process train similar to those existing is an option. In either case, continued use of the current process configuration- Modified Ludzak-Ettinger, MLE, process – is expected. The MLE process, when operating properly, is capable

of achieving the effluent quality requirements given in the Approval in Concept Letter, specifically Condition 6. The key requirement being a TIN level of 10 mg/L. Data presented in Figure 2 of Attachment A indicate the current process, once operating per design, can achieve this limit.

Future plans for expansion expect that this TIN limit, which is protective of groundwater/drinking water standards for nitrate, will be continued. In terms of loadings a reduction is not anticipated since the capacity of the process will be increased by 0.5 MGD. After expansion, a loading of up to 209 lb/day of TIN is expected.

Reduced loadings of TIN and/or TP would require major process upgrades. Achieving lower levels of TIN would likely require a four-stage process that includes both pre and post anoxic zones. Denitrification filters may also be an option. Reducing TP loading would involve either the addition of an anaerobic zone and/or a chemical feed system for metal salts (typ. alum or ferric) to precipitate phosphorus. The latter would be expected to increase effluent TDS as well as sludge production.

TDS loading is also expected to increase proportionally with flow. Reducing TDS is a challenge and therefore typically not practical for wastewater facilities. Reverse-osmosis, RO, is the most common approach but is prohibitively expensive and produces a brine waste that is difficult to manage and dispose.

In summary there are currently no plans to reduce loadings of TIN, TP or TDS since doing so would require major changes to the existing facility and come at considerable cost. as these would be costly as the requirement of the facility expansion, OR since:

- 1) Design capacity of the mechanical plant is expected to increase by 25% (2.0 to 2.5 MGD) to meet the growth in the service area and maintain or reduce flow through the lagoon system. Effluent concentrations would need to reduce proportionally to maintain loadings and then even lower to reduce loadings.
- 2) Major changes to the treatment process, perhaps an entirely new treatment process or facility, would be needed to reduce effluent concentrations and loadings given the planned increase in flow. Increased complexity and operating costs would be expected with such changes.
- 3) The costs to make such improvements would be considerable and doing so without a mandate from regulatory agencies would place an undue burden on ratepayers.

ITEM 2- Mechanical Plant TIN Exceedances

The mechanical plant is equipped with internal recycle pumps to improve nitrogen removal via denitrification in a preanoxic zone. Each process train includes a single submersible wall pump. When the northern process train was drained for inspection and service it was found that the pump was not properly mounted and was therefore not recycling any mixed liquor to the anoxic zone. Without this internal recycle, nitrogen removal is limited to assimilation and denitrification associated with the return activated sludge, RAS. The process was therefore unable to achieve the TIN limit when nitrification was adequate. Once the recycle pump was properly installed and

operational (April 30, 2024), effluent nitrate concentrations dropped and have averaged 5.6 mg/L since then.

Another factor in the exceedances was inadequate nitrification. Prior to March 2024, ammonia typically accounted for a major fraction of the TIN- especially during colder months. The reason for this is believed to be an insufficient SRT for the process water temperatures. Since proper operating SRT's have been established, effluent ammonia has averaged 1.1 mg/L while flow through the mechanical plant has tripled.

Since the above changes have been made effluent TIN has averaged 6.4 mg/L.

ITEM 3 – Reuse Project Plan

HVSSD plans to continue land-applying effluent. The lagoon treatment system was installed in 1980, and the land application site was intended to be part of the treatment system. Utilizing the lagoon system is critical to the function of the District. The original design included the irrigation site which contains 370 acres of land. In 2000 the District expanded the lagoon system by installing a new primary cell which was intended to add additional water to the existing land application site. Several years ago the District acquired an additional 80 acres of land that was planned to be part of the land application site.

HVSSD has been working on meeting the requirements of a “Reuse Project Plan” for several years. In April of 2021 Aqua Engineering submitted a Disposal Plan which outlines the use of the water for disposal similar to a Reuse Plan. HVSSD only treats the water that is sent to it, and has no water rights for the water which is required for a Reuse Project Plan. When the plan was submitted it was assumed that the water being applied to the farm was for disposal. The State did not respond indicating to the District that the disposal assumption was correct.

In the legislative session of 2023, the Reuse law was updated to require a replacement plan for water that would have otherwise been discharged into a tributary of the Great Salt Lake. The water that was being applied to the farm has never been discharged into a tributary of the Great Salt Lake so it was believed that this still did not apply to the existing lagoon system.

Looking into the future and the need for additional disposal alternatives, a Reuse Application was submitted to the Division of Water Rights in October of 2023. The intent of this application was to allow the district to reuse the water in a future pressure irrigation system within the cities the District currently serves. This application included the water rights from Heber City, Midway Irrigation and Jordanelle Special Service District. The State Engineer sent a response letter (see Attachment B) to the physical address of the District. The letter required the following information to be supplied as part of the application within 30 days:

- Reuse authorization contract with the owners of the underlying water right
- Evaluation of the underlying water right's diversion, depletion, and return flow requirements
- Place, purpose, and extent of the proposed water reuse

- Evaluation of depletion from the hydrologic system caused by the water reuse
- A water replacement plan that provides an equivalent amount of water the Great Salt Lake

Because the letter was sent to the physical address of the District rather than their PO Box it was never delivered. The District's attorney was notified the letter was sent and forwarded a copy two weeks after the letter was sent. The State Engineers office was not willing to grant additional time to get the required information. Therefore, the application was not finalized. In discussion with Blake Bingham from the State Engineers it was determined that the November 1, 2023 deadline did not waive any of the requirements so we could submit the required information at a later date. The original submission date would be lost so once a new submission was delivered to the State Engineers office they would start their evaluation process.

The primary reason for the Reuse Application was to get the water rights available to be used in a future pressure irrigation system. Once a pressure irrigation system becomes viable the application will be submitted to make the water rights available for reuse.

With the understanding that the Department of Water Quality would like to regulate HVSSD land application as reuse, the District contacted the State Engineer to find the best way to receive a Reuse water right. HVSSD had a meeting with Teresa Wilhelmsen- Utah State Engineer to discuss the possibility of grandfathering the existing use of effluent to be used on the fields as reuse water. Attached (Attachment B) is a copy of the letter that was submitted to the State Engineer in October of 2024. This is requesting the ability to use the water on the original 370 acres of fields the District purchased as part of the lagoon system. We are waiting for a response to get the "Reuse Rights" authorized.

The next step for the District is to address the additional 80 acres of land that was purchased recently. The District would like to get confirmation on the original irrigation site before pursuing the additional acreage. The District has proposed to the State Engineer to utilize the water rights that are currently assigned to the 80 acre parcel. The plan is for a change application on the water rights associated with the 80 acres and assign the point of diversion to the effluent of the treatment facility. This alternative seems to have some traction and hopefully will be acceptable with the State Engineer.

Staff from the Department of Water Quality have stated they cannot review a reuse application until the State Engineer has conditionally approved the water reuse project 73-3c-301(5). Once the State Engineer rules on the reuse proposals the District has issued the Disposal Plan will be updated to reflect a Reuse Plan. The water rights is the information that is missing from the Disposal Plan that was submitted in April of 2021.

Until the water rights are approved it is anticipated that HVSSD will continue to dispose of the treated effluent under R317-1-4-4.1 which was the rules that were used when the plant was originally constructed.

Sincerely,
Heber Valley Special Service District

X

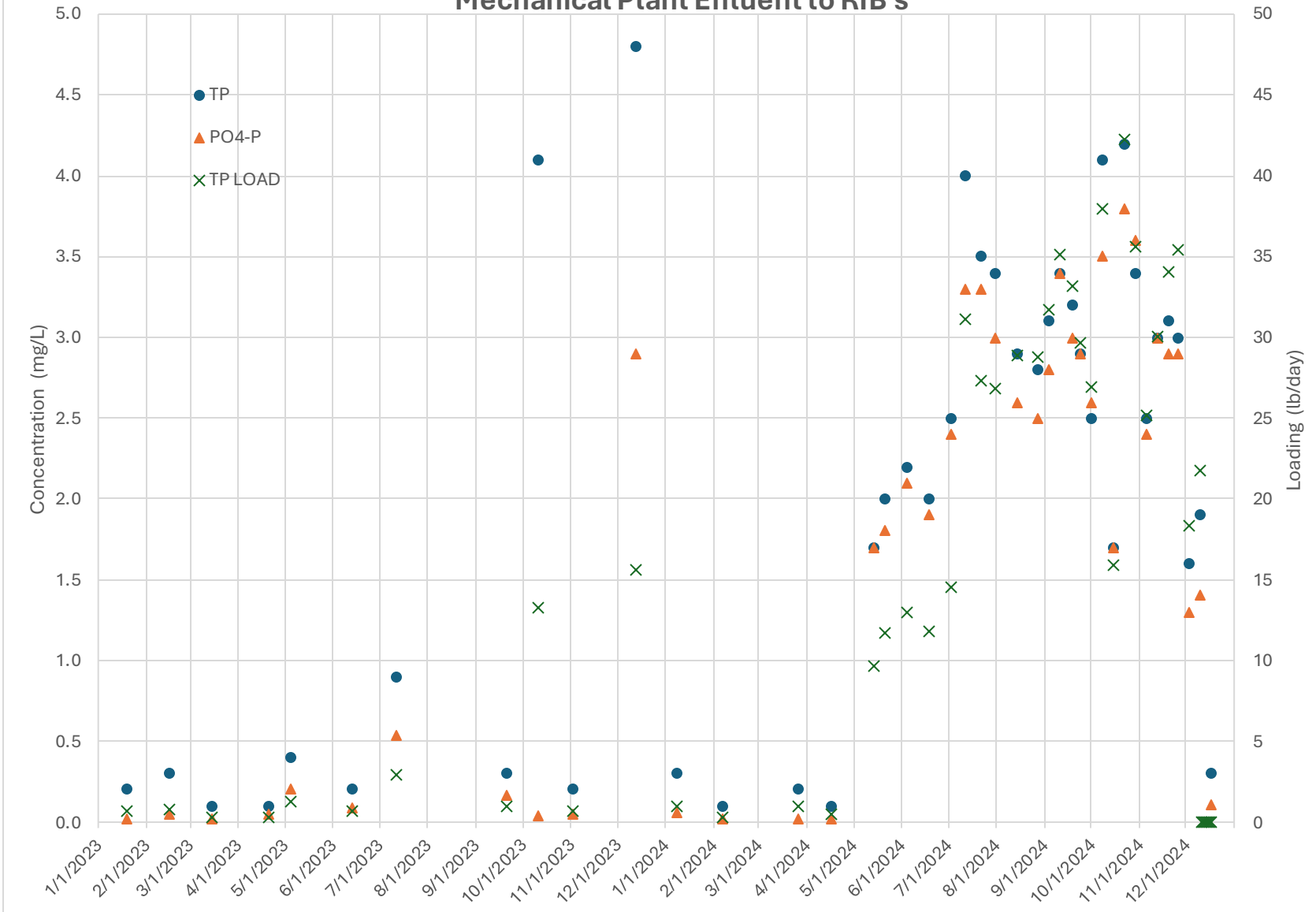
James Goodley
General Manager

James Goodley, PE
General Manager

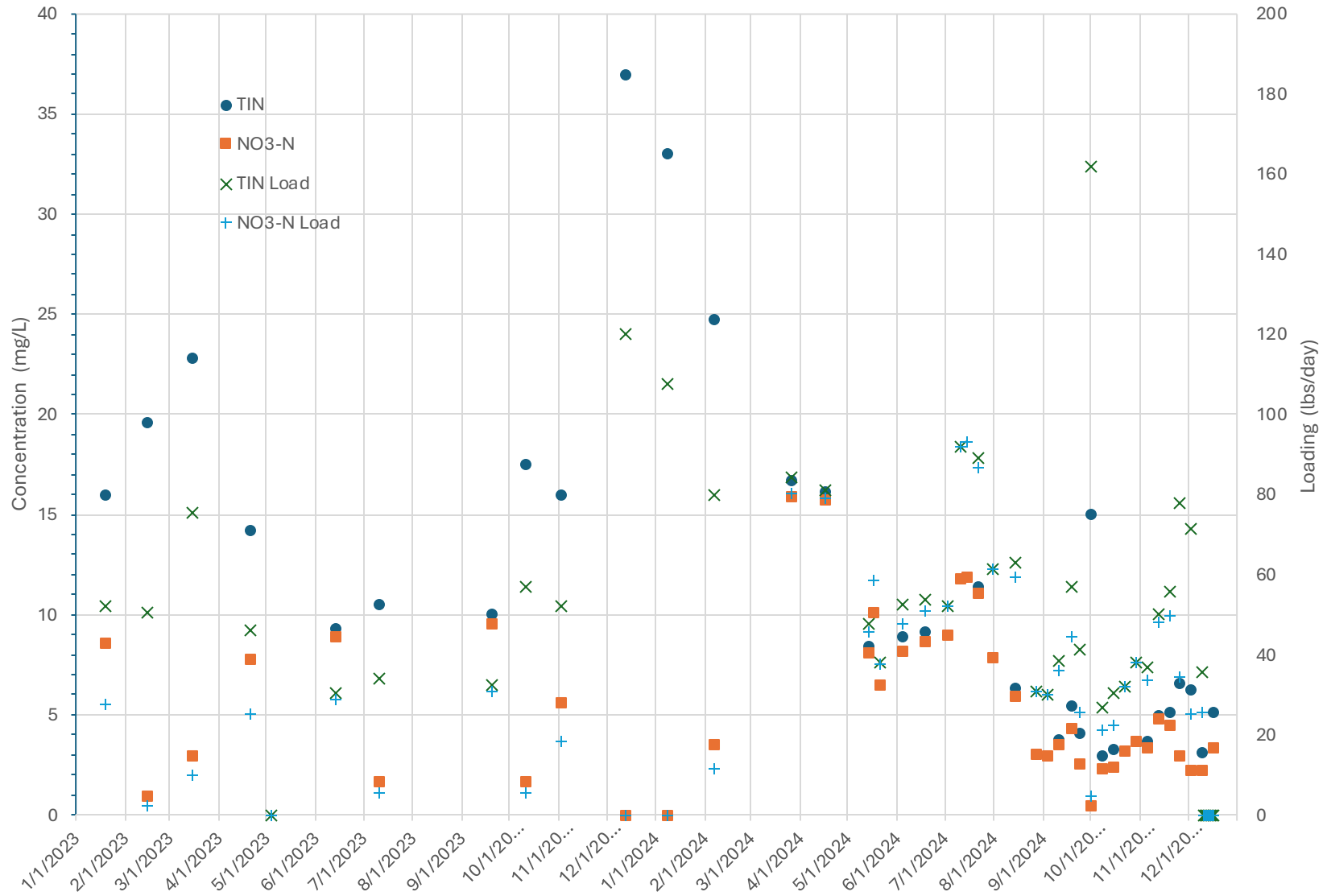
Cc: Celeste Johnson- HVSSD
Brad Rasmussen – AQUA Engineering
Jeff Studenka – DWQ
Jennifer Berjikian -DWQ
Leanna Littler-Wolf- DWQ
Danielle Lenz- DWQ
Dan Hall- DWQ
Ken Hoffman- DWQ
Benjamin Holcomb – DWQ
Suzan Tahir- DWQ
Jodi Gardberg- DWQ
Sandy Wingert- DWQ
Tracy Richardson- WCHD

ATTACHMENT A
SUPPORTING DATA

**Figure 1 - Phosphorus
Mechanical Plant Effluent to RIB's**



**Figure 2- Total Inorganic and Nitrate Nitrogen
Mechanical Plant Effluent to RIB's**



**Figure 3-Nitrogen and Phosphorus
Lagoon Seepage (Cell 3 Effluent Results)**

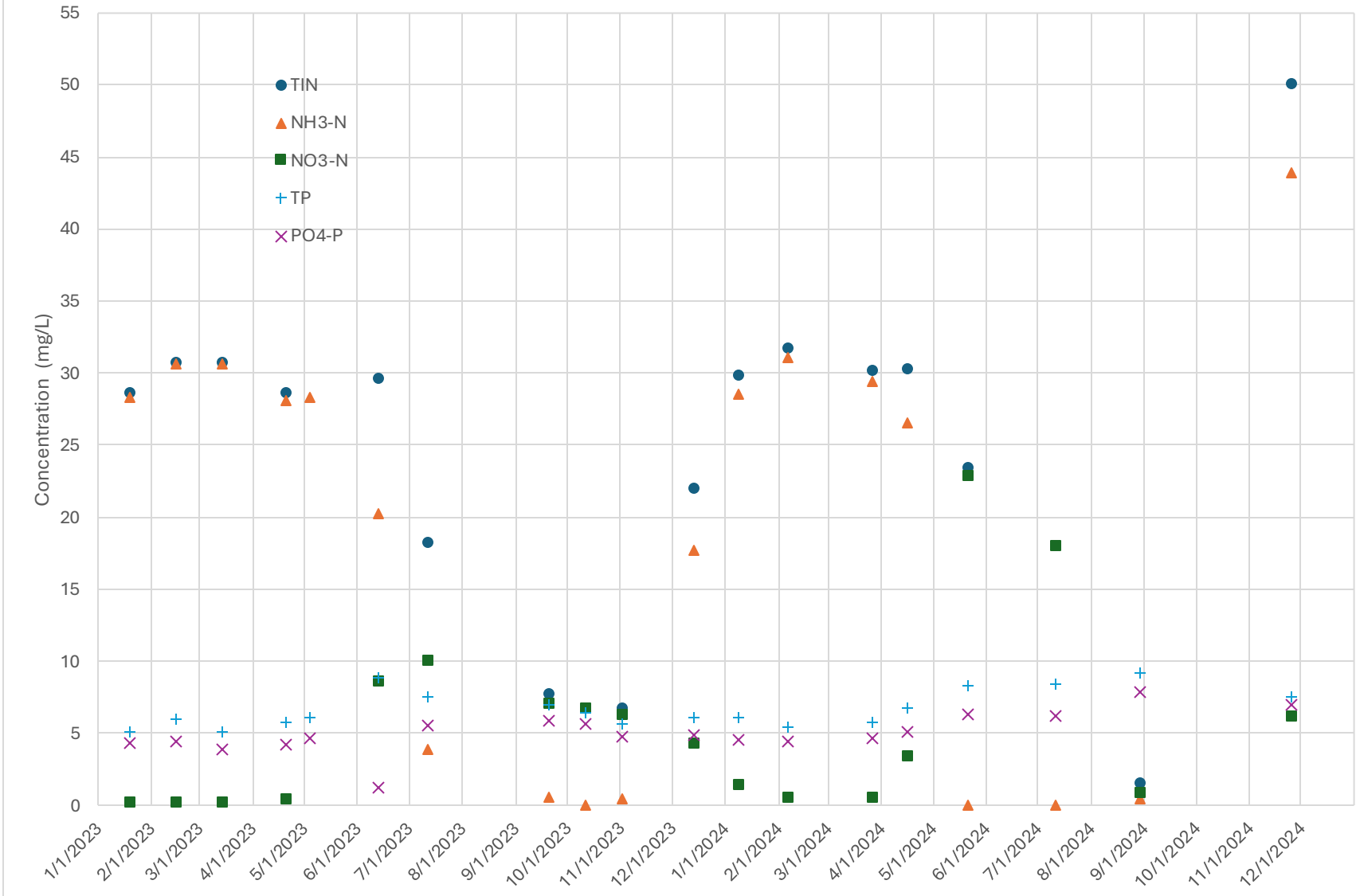
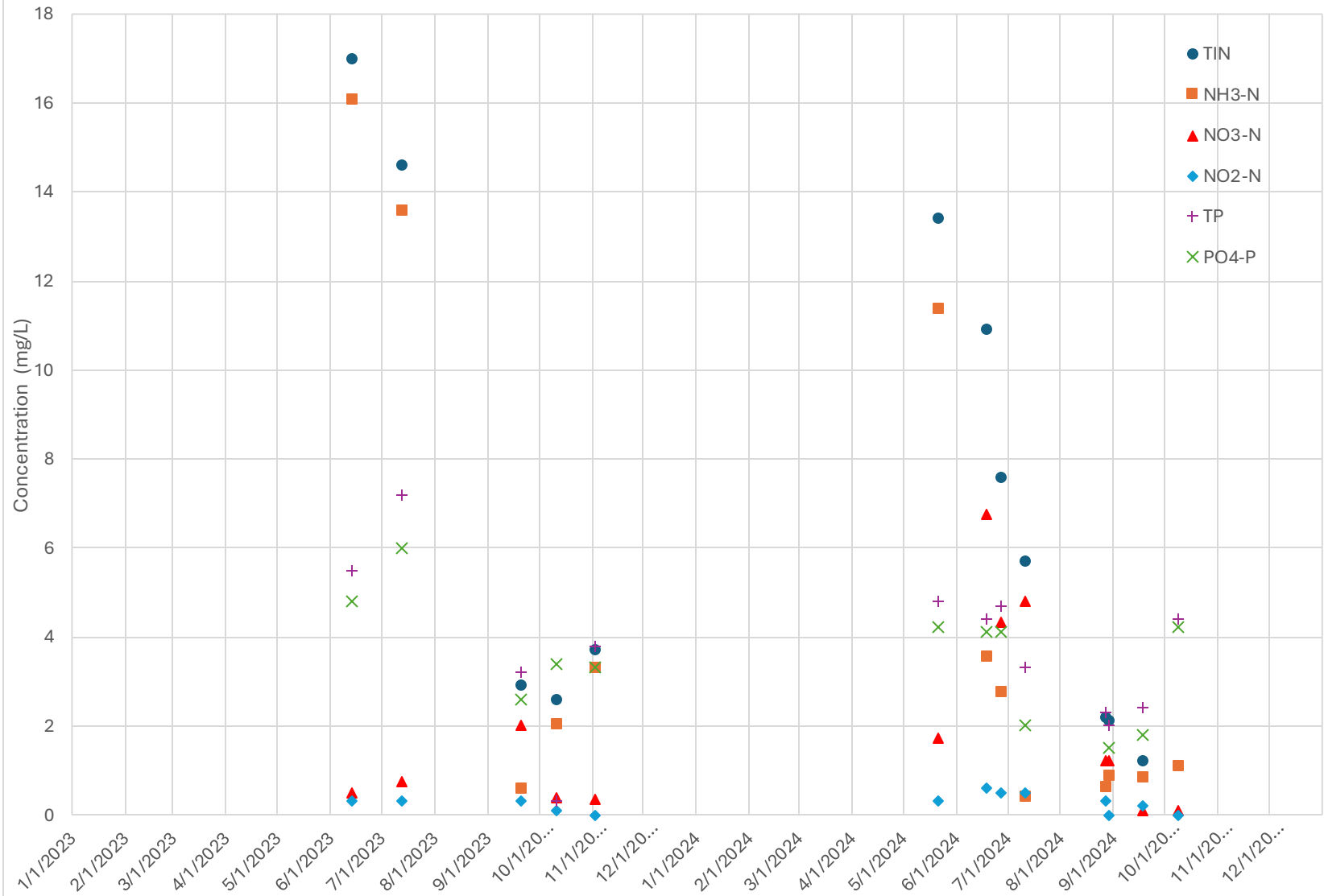


Figure 4-Nitrogen and Phosphorus
Land Application



ATTACHMENT B
REUSE DOCUMENTATION



MABEY WRIGHT & JAMES PLLC

ATTORNEYS AT LAW

175 SOUTH MAIN, SUITE 1330
SALT LAKE CITY, UTAH 84111

Benjamin J. Jensen

bjensen@mwjlaw.com

TELEPHONE: (801) 359-3663

www.mwjlaw.com

FACSIMILE: (801) 359-3673

October 18, 2024

Utah Division of Water Rights
Teresa Wilhelmsen, Utah State Engineer
1594 W North Temple, Suite 220
PO Box 146300
Salt Lake City, UT 84114-6300

Re: Heber Valley Special Service District's notice of sewer effluent disposal by land application prior to the 1995 reuse statute

Ms. Wilhelmsen:

Our firm represents Heber Valley Special Service District (district). On behalf of the district, and pursuant to discussions we've had with you and your staff, we submit the following notice of effluent disposal by land application prior to the 1995 reuse statute and request you assign this notice a NS reuse number.

The district has been disposing of effluent by land application since before 1987. Its treatment facility came online in approximately 1980 and temporary change #81-101 was filed and approved in 1981 to use other water rights supplementally with sewer effluent disposal. *See* Prior approved change note in a14675. Subsequently, in May of 1988, seven years before the reuse statute, the district filed permanent change application a14675¹ seeking to change several of its Provo River Decree Nelson Ditch award water rights to be diverted from the Wasatch Canal and used at its farm property supplemental with its sewer effluent disposal. In the explanatory of the change, it described how the water would be used supplementally at the district's effluent disposal site to maximize crop production. The change was advertised and approved in July of 1989. Subsequently

¹ The permanent change replaced a previously temporary change application for the same purpose filed in

1987. *See* <https://www.waterrights.utah.gov/apps/DOCDB/DocImageToPDF.asp?file=/docSys/v105/a105/A105084E.TIF>

in 1995, proof was submitted and also described how the water would be used supplementally at the district's effluent disposal site to maximize crop production.

The Division then issued a certificate in January of 1997, describing the beneficial use as irrigation of 370 acres being supplemental with "Wasatch Irrigation Company [shares] and Sewer Treatment Effluent." Certificate on a14675 at p.1. Accordingly, not only did the district's disposal and use of sewer treatment effluent by land application pre-date the 1995 reuse statute, but it also substantially complied with that later enacted 1995 statute because the treated effluent supplemental use was described in change application a14675 which was advertised. Moreover, the Certificate describing the irrigation of 370 acres as supplemental with sewer treatment effluent is "prima facie evidence of the owner's right to use the water in the quantity, for the purpose, at the place, and during the time specified in the certificate." Utah Code § 73-3-17(6).

Accordingly, the district use of sewer treatment effluent on 370 acres of irrigation as contemplated, approved, and certificated under a14675 predates and is grandfathered in before Utah's 1995 reuse statute. The district requests a NS number be assigned and associated with this disposal and use of the district's treated effluent on 370 acres.

Please let me know if you have any questions or need additional information and thank you for your attention to this matter.

Sincerely,
MABEY WRIGHT & JAMES, PLLC



John H. Mabey, Jr.
Benjamin J. Jensen

Cc: Heber Valley Special Service District
Enclosures: Change application a14675, Proof of Appropriation, and Certificate

Insert letter